

Our intention is to have in-person meetings going forward. Meetings will be held at 300 Bliss Avenue. This in-person location will meet the legal requirement for our open meetings. We will have a virtual option available, but technology for the hybrid style meeting may not be reliable.

**City of Stevens Point  
Board of Water and Sewerage Commissioners  
April 13, 2026 - 12:00 PM**

**Stevens Point Public Utilities  
300 Bliss Avenue, Stevens Point, WI**

**OR  
Zoom Teleconferencing**

**Meeting ID: 820 26885705**

**By Computer: <https://us02web.zoom.us/j/82026885705>**

**By Phone: (303) 715-8592**

## **AGENDA**

Discussion and Possible Action on:

1. Roll Call.
2. Approval of Minutes
3. Approval of Department Claims
4. Water Supply and Distribution Reports - *Eric Southworth*
5. Approval to purchase "Mr. Manhole" equipment - *Joel Lemke*
6. Sewage Treatment Operations Report - *Chris Lefebvre*
7. Construction and Maintenance Report - *Shane Kohnen*
8. MS4 Report - *Joel Lemke*
9. Update on agenda requirements related to commission names and duties of the Chair - *Joel Lemke*
10. Directors Report - *Joel Lemke*
11. Adjournment.

***The next Water and Sewerage Commission meeting will be Monday, May 11, 2026 at noon.***

Any person who has special needs while attending this meeting or needing agenda materials for this meeting should contact the Director as soon as possible to ensure a reasonable accommodation can be made. The Director can be reached by telephone at (715) 345-5260, or by mail at 300 Bliss Avenue, P.O. Box 243 Stevens Point, WI.

Copies of resolutions, reports and minutes of the Board of Water & Sewerage Commission Meetings are on file at the Admin Office of the Water & Sewerage Departments for inspection during normal business hours from 7:30 A.M. to 4:00 P.M.

**City of Stevens Point  
Board of Water and Sewerage Commissioners  
February 9, 2026 - 12:00 PM  
Stevens Point Public Utilities  
300 Bliss Avenue, Stevens Point, WI**

**OR**

**Zoom Teleconferencing  
Meeting ID: 820 26885705**

**By Computer: <https://us02web.zoom.us/j/82026885705>**

**By Phone: (303) 715-8592**

## **MINUTES**

### **Discussion and Possible Action on:**

#### **1. Roll Call.**

**PRESENT:** Paul Adamski, Carl Rasmussen, Anna Haines, Ray Schmidt and Jeff Bushman

**ALSO PRESENT:** Joel Lemke, Jennifer Schmeiser, Shane Kohnen, Chris Lefebvre and Jaime Zdroik

#### **2. Approval of Minutes**

**Motion** made by Ray Schmidt, seconded by Anna Haines to approve the January 12, 2026 meeting minutes of the Board of Water & Sewerage Commission.

***Ayes all. Nays none. Motion carried.***

#### **3. Approval of Department Claims**

**Motion** made by Carl Rasmussen, seconded by Jeff Bushman to approve the claims for the month of January 2026 as audited and read.

***Ayes all. Nays none. Motion carried.***

#### **4. Capital Operations and Maintenance Plan - *Joel Lemke***

Joel gave a brief overview of the 2026 Capital Operations and Maintenance Plans for all departments.

WATER DEPT 2026: Reconstruction B-51 N \$1,375,000; Reconstruction B-51 S \$800,000; Reconstruction Michigan Ave Underpass \$440,000; Purchase of power generation assets \$1,250,000; Design of pressure zone 2(Tower 3, 3 pump stations) \$495,000; Remaining design and construction of Well 12 \$2,600,000; 50% SCADA upgrade (carry-over item) \$76,000; Replace Office Vehicle #11 with electric vehicle \$55,000; and Bulk water fill station replacement panel \$15,000-total requests for 2026 \$7,106,000.

WASTEWATER 2026: Reconstruction B-51 N \$1,265,000; Reconstruction B-51 S \$736,000; Reconstruction Michigan Ave Underpass \$405,000; Purchase of power

generation assets \$1,250,000; Feltz/10-51 lift station replacement \$1,993,000; Replace windows in lab office building \$8,000; 50% of SCADA upgrade \$76,000; Replace 3/4 Ton Truck #22 with plow \$65,000; Replace 3/4 Ton Truck #32 with plow \$65,000; Replace 3/4 Ton Truck #4 with Utility Box \$75,000; EnviroSight Televising Carriage \$25,000; \*Remainder of Influent Pump Rehab/Replacement \$1,010,000; \*Primary Sludge Pump Replacement \$100,000; Remainder of security gates/fencing/access control \$15,000; \*UV disinfection and final clarifier upgrades, \*Digester 3 cover coating (all items with \* indicates replacement fund eligibility) - Total requests for 2026 \$7,088,000

Joel explained the Replacement Fund.

STORM 2026: Reconstruction B-51 N \$1,210,000; Reconstruction B-51 S \$704,000; Reconstruction Michigan Ave Underpass \$387,000, PDFR Grant \$75,000 - Total requests for 2026 \$2,376,000

FIBER 2026: *No current CIP requests*

**Motion** made by Ray Schmidt, seconded by Jeff Bushman to approve the 2026 Capital Operations and Maintenance Plan.

***Ayes all. Nays none. Motion carried.***

**5. Water Supply and Distribution Reports - Eric Southworth**

The Commission reviewed the pumpage reports, no discussion was held.

**6. Sewage Treatment Operations Report - Chris Lefebvre**

Chris explained that the limits for ammonia exceeded the permit limit two days in the second week of January. It is hard to remove phosphorus and ammonia at the same time. Weather, a tank being down and starting up the dryer all contributed to this. They are working with chemical companies on possible solutions to this for the future so it doesn't happen again. This has been reported to the DNR.

**7. Construction and Maintenance Report - Shane Kohnen**

Shane stated they did have a couple water main breaks on Wood Street on consecutive nights. Other than that, it has been normal winter operations.

**8. Directors Report - Joel Lemke**

Nothing to report.

**9. Adjournment.**

**Motion** made by Ray Schmidt to adjourn the meeting.

***Ayes all. Nays none. Motion carried.***

**Meeting Adjourned: 12:26 P.M.**

**REPORT TO THE MARCH 9, 2026**  
**MEETING OF THE BOARD OF WATER AND SEWERAGE COMMISSIONERS**

**WATER DEPARTMENT**

**FINANCES:**

Bank balance as of February 1, 2026  
 Bank deposits recorded in February 2026

|    |              |
|----|--------------|
| \$ | 8,080,721.95 |
| \$ | 574,115.96   |
| \$ | 8,654,837.91 |

**CHECKS ISSUED FEBRUARY 2026:**

|       |   |   |           |
|-------|---|---|-----------|
| 60918 | ACME Tools                                  | PPE   | 219.94    |
| 60919 | Ahlstrom NA Specialty Solutions LLC         | Annual Bridge Maintenance Fee                                     | 1,000.00  |
| 60921 | City Of Stevens Point                       | 2025 Wages & Benefits-Schanen/Eron                                | 37,272.79 |
| 60923 | Fastenal Company                            | Parts   | 39.24     |
| 60924 | Idexx Distribution, Inc.                    | Lab supplies  | 1,636.99  |
| 60926 | Kristopher J Spindler                       | Jean Allowance  | 94.95     |
| 60927 | USA Blue Book                               | Lab Supplies  | 207.21    |
| 60928 | Aspirus Medical Group, Inc.                 | Wellness Program  | 34.00     |
| 60929 | Baker Tilly Virchow Krause LLP              | 2025 Audit, Rate Study  | 1,133.03  |
| 60930 | Baxter & Woodman                            | Water Supply Service Area Plan                                    | 1,853.25  |
| 60931 | City Of Stevens Point                       | 2025 Salt Usage   | 826.20    |
| 60932 | Employee Resource Center Inc                | Monthly EAP Fees  | 50.83     |
| 60934 | Ferguson Waterworks #1476                   | Brass nipples   | 202.25    |
| 60936 | H&S Protection Systems Inc                  | Annual Alarm Monitoring Utility Garage                            | 266.88    |
| 60937 | Lincoln Contractors Supply Inc              | Supplies  | 651.35    |
| 60939 | Pomp's Tire Service, Inc.                   | Tires for truck #36   | 1,256.52  |
| 60941 | Sioux Valley Environmental                  | Chemicals   | 45.00     |
| 60943 | Vestis                                      | Rugs  | 46.82     |
| 60944 | WI State Laboratory of Hygiene              | Fluoride testing  | 62.00     |
| 60945 | Community Foundation of Central WI          | Employee Contribution   | 10.00     |
| 60946 | United Way Of Portage County                | United Way  | 93.00     |
| 60947 | Beaver Of WI Inc                            | Garage supplies   | 545.00    |
| 60948 | CORE & MAIN LP                              | Retrofit Kit  | 2,969.43  |
| 60949 | Dolce Digital Imaging                       | Window envelopes  | 290.00    |
| 60952 | Hawkins Inc                                 | Chemicals   | 5,143.40  |
| 60955 | Mastercard                                  | Office supplies, Garage supplies, Training book                   | 496.65    |
| 60956 | Shippy Shoe Store Inc                       | 2025-26 Boot Allowance R. Kieliszewski                            | 250.00    |
| 60957 | Central States H & W Fund                   | Health Insurance buy in-Natalie Rink                              | 1,948.00  |
| 60958 | City Of Stevens Point                       | Retirement, insurance, fuel & phone, 2025 IT Invoices & flu shots | 12,919.83 |
| 60959 | Complete Control Inc.                       | Troubleshoot HVAC System, Troubleshoot heating system             | 4,276.00  |
| 60960 | American Welding & Gas Inc                  | Cutting wheel, Credit-Return chop saw blades                      | 117.60    |
| 60962 | City Of Stevens Point                       | Workers Comp Premiums   | 2,302.78  |
| 60963 | CORE & MAIN LP                              | Inventory   | 1,513.94  |
| 60965 | H&S Protection Systems Inc                  | Add N. Rink & A. Baumgardner to alarm panels                      | 79.00     |
| 60967 | INFOSEND INC                                | Statement & notice printing                                       | 2,620.83  |
| 60968 | Integrated Printing, Labels & Promotional P | Invoice paper   | 1,018.84  |
| 60969 | Metron-Farnier LLC                          | Meters & shipping   | 37,884.96 |
| 60971 | Securian Financial                          | MN Life Insurance Policy #002832L                                 | 219.48    |
| 60972 | Community Foundation of Central WI          | Green Circle-Joel Lemke   | 10.00     |
| 60973 | United Way Of Portage County                | United Way  | 93.00     |
| 60975 | AnSer                                       | After hours answering service                                     | 175.00    |
| 60977 | Batteries Plus LLC                          | Batteries   | 11.90     |
| 60978 | CORE & MAIN LP                              | Inventory & shipping  | 718.89    |
| 60979 | County Materials Corp                       | Speedcrete  | 212.95    |
| 60981 | Fastenal Company                            | Gloves-PPE, Locate paint  | 267.35    |
| 60982 | First Supply LLC -Plover                    | Job Tools, PPE  | 2,382.64  |
| 60985 | Heartland Business Systems, LLC             | Monthly Billing   | 354.63    |
| 60986 | Idexx Distribution, Inc.                    | Supplies  | 3,017.82  |
| 60988 | Roger Kieliszewski                          | Jean allowance  | 126.58    |
| 60989 | Martha Mueller                              | Refund Check 042337-000, 1408 River View Ave                      | 72.42     |

|       |  |   |           |               |                 |
|-------|--|---|-----------|---------------|-----------------|
| 60991 | Plaski Disposal                          | Dumpster Services   | 75.00     |               |                 |
| 60992 | Rasmussen Plumbing & Heating             | Clear plugged fixtures 1925 Madison   | 297.27    |               |                 |
| 60993 | Ruekert Mielke Inc                       | Professional Services 11/29 - 12/26/25 Water Supply Service Area  | 8,933.32  |               |                 |
| 60994 | Spee Dee Delivery Service Inc.           | Shipping charges  | 12.57     |               |                 |
| 60996 | Strand Associates Inc                    | Professional Services - Well 12   | 12,378.13 |               |                 |
| 60997 | TeamCare                                 | Health Insurance Buy In-A. Baumgardner  | 4,776.00  |               |                 |
| 60999 | Mastercard                               | PPE, Office Supplies, Job tools, AWS charge for GIS server, Shop supplies, New laptop-A.Baumgardner, DNR Cert Renewal-R. Kieliszewski, Meeting Expenses | 2,119.37  |               |                 |
| 61000 | USA Blue Book                            | Lab supplies  | 156.61    |               |                 |
| 61001 | Vestis                                   | Rugs  | 46.82     |               |                 |
| 61002 | Wood Street Rental LLC                   | Propane   | 60.00     |               |                 |
|       | Water Bill - 1909 Cypress                | Water Bill - 1909 Cypress   | 107.65    |               |                 |
|       | Flex Spending Accounts                   | FSA Fees  | 14.00     |               |                 |
|       | Flex Spending Accounts                   | FSA Reimbursements  | 1,038.36  |               |                 |
|       | Colonial Life                            | Colonial Life Premiums  | 74.33     |               |                 |
|       | Bank Fees                                | Bank Fees   | 2,490.07  |               |                 |
|       | WPS                                      | Utility Charges   | 24,544.15 |               |                 |
|       | Payroll                                  | Payroll   | 42,579.12 |               |                 |
|       | IRS & DOR PR Tax                         | Payroll Taxes   | 46,893.71 |               |                 |
|       | Verizon Cell & iPad Charges              | Phone & iPad Charges  | 663.19    |               |                 |
|       | DOR Garnishment                          | Garnishment   | 9.92      |               |                 |
|       | HRA Admin Fees                           | Admin Fees  | 30.00     |               |                 |
|       | <b>TOTAL EXPENSES LISTED</b>             |   |           | \$ 276,340.76 | \$ 276,340.76   |
|       | <b>BALANCE ON HAND FEBRUARY 28, 2026</b> |   |           |               | \$ 8,378,497.15 |
|       |  | Balance on Hand   |           |               | \$ 8,378,497.15 |
|       |  | Plus uncleared checks   |           |               | \$ 37,551.65    |
|       |  | Less checks previously written clearing this month  |           |               | \$ (89,934.87)  |
|       |  | <b>Ending Cash Balance matching Bank Statements</b>   |           |               | \$ 8,326,113.93 |

**REPORT TO THE APRIL 13, 2026**  
**MEETING OF THE BOARD OF WATER AND SEWERAGE COMMISSIONERS**

**WATER DEPARTMENT**

**FINANCES:**

Bank balance as of March 1, 2026  
 Bank deposits recorded in March 2026

|    |              |
|----|--------------|
| \$ | 8,326,113.93 |
| \$ | 226,599.58   |
| \$ | 8,552,713.51 |

**CHECKS ISSUED MARCH 2026:**

|       |                                    |   |           |
|-------|------------------------------------|---|-----------|
| 61003 | Batteries Plus LLC                 | Lights for Well 11  | 497.50    |
| 61004 | Central States H & W Fund          | Health Insurance Premiums   | 35,217.25 |
| 61005 | Dolce Digital Imaging              | Meter cards   | 45.00     |
| 61007 | Northern Lake Services Inc         | 2026 Quarterly Drinking Water   | 61.83     |
| 61009 | Rasmussen Plumbing & Heating       | Troubleshoot furnace after water main break @ 3200<br>Whiting   | 121.07    |
| 61011 | Teamsters Union Local 662          | Union dues  | 1,870.00  |
| 61012 | Advance Auto Parts                 | Washer fluid  | 22.12     |
| 61013 | Aspirus Medical Group, Inc.        | Random Drug Testing, Wellness Program, Pre-<br>employment test-A. Baumgardner, Pre-employment<br>drug test-N. Rink  | 576.50    |
| 61014 | Avineon, Inc.                      | Managed Services 4/1/26-3/31/27   | 4,000.00  |
| 61015 | Capital OneTrade Credit            | Shop supplies   | 48.79     |
| 61017 | Employee Resource Center Inc       | Monthly EAP   | 50.83     |
| 61018 | First Supply LLC -Plover           | PPE   | 809.91    |
| 61020 | Plaski Disposal                    | Dumpster Services   | 75.00     |
| 61021 | Point Supply                       | Foaming soap cartridge  | 124.46    |
| 61022 | Springbrook Holding Company LLC    | Utility bill template build   | 250.00    |
| 61023 | Anthony Sterling                   | Jean allowance  | 64.33     |
| 61024 | Strand Associates Inc              | Professional Services 1/1-1/31/26 Michigan Avenue   | 33,200.00 |
| 61025 | Vestis                             | Rugs  | 46.82     |
| 61026 | WI State Laboratory of Hygiene     | Fluoride testing  | 31.00     |
| 61029 | Infosend Inc.                      | Statement & Notice Printing   | 2,772.81  |
| 61030 | Klafka Welding & Repair            | Refund Check 041599-000, 1624 W. Pearl St.  | 10.48     |
| 61033 | Community Foundation of Central WI | Employee Contribution   | 10.00     |
| 61034 | United Way Of Portage County       | United Way  | 93.00     |
| 61036 | Dolce Digital Imaging              | Window envelopes  | 1,202.19  |
| 61037 | Michael or Brenda Haessig          | Refund Check 041197-000, 1917 Water St.   | 43.46     |
| 61038 | Hawkins Inc                        | Chemicals   | 3,553.48  |
| 61039 | Northern Management LLC            | Refund-401 Michigan Ave #101C   | 57.59     |
| 61040 | Mastercard                         | Tools & supplies, shipping for meter testing, office<br>supplies, supplies for garage   | 1,513.36  |
| 61041 | Service Motor Company              | Supplies & parts for Kubota mower   | 997.80    |
| 61043 | Wimme Sand & Gravel, Inc.          | Yard material   | 221.10    |
| 61044 | Complete Office of WI              | Office Chairs   | 1,559.97  |
| 61046 | Bond Trust Services Corp           | Agent Fee 2025 Revenue Bond Ref: 103666-PA  | 400.00    |
| 61047 | City Of Stevens Point              | Retirement, insurance, fuel & phone   | 55,752.88 |
| 61048 | Securian Financial                 | MN Life Insurance Policy #002832L   | 305.59    |
| 61050 | American Welding & Gas Inc         | Wire  | 104.75    |
| 61052 | Baker Tilly Virchow Krause LLP     | Rate Study  | 2,050.00  |
| 61053 | Boardman & Clark LLP               | Professional Services for Hydro purchase  | 1,261.25  |
| 61054 | Bond Trust Services Corp           | 2025 Water Rev Bonds Principal & Interest Payment   | 75,453.61 |
| 61057 | First Supply LLC -Plover           | 3" nipple- for large meter exchanges  | 94.76     |
| 61059 | Martelle Water Treatment           | Aquadene Chemicals  | 8,319.43  |
| 61062 | Plaski Disposal                    | Dumpster Services   | 75.00     |
| 61063 | Reinders Inc                       | Salt for sidewalks  | 39.07     |
| 61065 | Vestis                             | Rugs  | 52.87     |
| 61066 | Mastercard                         | Jack, flags for locates, LED Conversion Well 11, Sara<br>Title III Inventory Fee for chemicals, AWS Charge for<br>GIS Server, Ipad supplies, Public Works Day Item, New<br>lock for back door | 3,031.82  |
| 61067 | Community Foundation of Central WI | Employee Contribution   | 10.00     |

|       |                                       |  |                        |
|-------|---------------------------------------|--|------------------------|
| 61068 | United Way Of Portage County          | United Way   | 93.00                  |
| 61069 | American Welding & Gas Inc            | Shop supplies  | 44.84                  |
| 61070 | AnSer                                 | After hours answering service  | 175.00                 |
| 61071 | City Of Stevens Point                 | Workers Comp Premiums-March  | 3,340.46               |
| 61072 | Dolce Digital Imaging                 | Door hangers - service   | 24.10                  |
| 61074 | Heartland Business Systems, LLC       | Monthly Billing  | 354.63                 |
| 61076 | Ruekert Mielke Inc                    | Professional Services 1/24/26-1/20/26 Water Supply Service Area  | 1,000.00               |
| 61077 | Service Motor Company                 | Parts for Well 11 mower  | 63.62                  |
| 61079 | Strand Associates Inc                 | Professional Services 2/1/26 to 2/28/26 Michigan Avenue Recon  | 18,133.34              |
| 61080 | Teamsters Union Local 662             | Union Dues   | 1,955.00               |
| 61081 | Mastercard                            | Shop tools, tables for office, employee training-lunch   | 660.45                 |
| 61083 | Central States H & W Fund             | Health Insurance Premiums  | 36,654.75              |
| 61085 | Petty Cash                            | Postage for water sample, Mileage for meetings, postage for office documents, Jean allowance-N. Smolarek | 185.53                 |
| 61086 | Anthony Sterling                      | Boot Allowance - Tony Sterling   | 147.70                 |
| 61087 | Tri-County Overhead Door Service      | Maintenance on Well 11 gate  | 360.00                 |
| 61088 | USA Blue Book                         | Lab supplies   | 1,359.92               |
|       | Water Bond Payment                    | Bond Payment   | 761,044.30             |
|       | Flex Spending Accounts                | FSA Fees   | 14.00                  |
|       | Flex Spending Accounts                | FSA Reimbursements   | 2,391.03               |
|       | Colonial Life                         | Colonial Life Premiums   | 222.99                 |
|       | Bank Fees                             | Bank Fees  | 1,391.36               |
|       | WPS                                   | Utility Charges  | 23,068.76              |
|       | Payroll                               | Payroll  | 42,457.05              |
|       | IRS & DOR PR Tax                      | Payroll Taxes  | 47,444.72              |
|       | Verizon Cell & iPad Charges           | Phone & iPad Charges   | 648.86                 |
|       | HRA Admin Fees                        | Admin Fees   | 30.00                  |
|       | <b>TOTAL EXPENSES LISTED</b>          |  | <u>\$ 1,179,364.09</u> |
|       | <b>BALANCE ON HAND MARCH 31, 2026</b> |  | <u>\$ 7,373,349.42</u> |
|       |                                       | Balance on Hand  | \$ 7,373,349.42        |
|       |                                       | Plus uncleared checks  | \$ 42,304.06           |
|       |                                       | Less checks previously written clearing this month   | <u>\$ (37,331.71)</u>  |
|       |                                       | <b>Ending Cash Balance matching Bank Statements</b>  | \$ 7,378,321.77        |

**REPORT TO THE MARCH 9, 2026**  
**MEETING OF THE BOARD OF WATER AND SEWERAGE COMMISSIONERS**  
**SEWAGE DEPARTMENT**

**FINANCES:**

Bank Balance as of February 1, 2026  
 Bank Deposits recorded in February 2026

|    |              |
|----|--------------|
| \$ | 9,238,845.56 |
| \$ | 343,665.49   |
| \$ | 9,582,511.05 |

**CHECKS ISSUED IN FEBRUARY 2026:**

|       |   |   |                        |
|-------|---|---|------------------------|
| 60920 | Brenntag Great Lakes LLC                            | Ferric Chloride   | 16,403.41              |
| 60921 | City Of Stevens Point                               | 2025 Wages & Benefits-Schanen/Eron  | 37,272.79              |
| 60922 | Dakota Electric Services Inc                        | Troubleshoot Lift Station Pumps   | 2,028.61               |
| 60925 | ITpipes Opco LLC                                    | Televising software   | 4,000.00               |
| 60928 | Aspirus Medical Group, Inc.                         | Wellness Program  | 34.00                  |
| 60929 | Baker Tilly Virchow Krause LLP                      | 2025 Audit, Rate Study  | 954.45                 |
| 60931 | City Of Stevens Point                               | 2025 Salt Usage   | 826.20                 |
| 60932 | Employee Resource Center Inc                        | Monthly EAP Fees  | 26.91                  |
| 60935 | Grainger  | Heat pump seals   | 327.61                 |
| 60936 | H&S Protection Systems Inc                          | Annual Alarm Monitoring Utility Garage  | 266.88                 |
| 60940 | Roto-Rooter Sewer & Drain                           | Clear blockage at 500 Vincent St.   | 757.00                 |
| 60942 | Stevens Point Public Utilities                      | Quarterly Water Charges   | 862.92                 |
| 60943 | Vestis  | Rugs & laundry services   | 219.13                 |
| 60950 | Michael Federwitz                                   | Jacket  | 179.34                 |
| 60951 | Harter's Fox Valley Disposal                        | Dumpster services   | 737.60                 |
| 60953 | Fred or Lori Hebblewhite                            | Refund Check 011717-000, 1417 Rogers St.-Storm Water  | 16.83                  |
| 60954 | MacQueen Equipment                                  | Televising equipment parts  | 807.38                 |
| 60955 | Mastercard  | Planner, Supplies for Collections   | 41.94                  |
| 60958 | City Of Stevens Point                               | 2025 IT Invoices & flu shots, Retirement, insurance, fuel & phone   | 5,528.19               |
| 60961 | AT&T  | Phone charges   | 44.98                  |
| 60962 | City Of Stevens Point                               | Workers Comp Premiums   | 1,561.60               |
| 60963 | CORE & MAIN LP                                      | Parts   | 4,180.00               |
| 60964 | Fastenal Company                                    | Supplies  | 42.78                  |
| 60966 | Hawkins Inc   | Chemicals   | 536.55                 |
| 60970 | NCL of Wisconsin Inc                                | Chemicals   | 808.14                 |
| 60971 | Securian Financial                                  | MN Life Insurance Policy #002832L   | 70.28                  |
| 60974 | ANDRITZ Separation Inc.                             | Pressure sensor on dryer  | 783.41                 |
| 60976 | Badger Laboratories, Inc.                           | Nitrate testing   | 28.00                  |
| 60979 | County Materials Corp                               | Speedcrete  | 212.95                 |
| 60981 | Fastenal Company                                    | Locate paint  | 451.30                 |
| 60983 | Grainger  | Lift station truck flashlight   | 230.18                 |
| 60984 | Hach Company  | Chemicals   | 1,046.70               |
| 60985 | Heartland Business Systems, LLC                     | Monthly Billing   | 354.63                 |
| 60987 | Ingersoll Rand Co                                   | Muffler, supplies   | 6,452.77               |
| 60989 | Martha Mueller                                      | Refund Check 042337-000, 1408 River View Ave  | 124.74                 |
| 60990 | Pace Analytical Services Inc                        | 1st Quarter Mercury Samples   | 467.00                 |
| 60995 | Stevens Point Airport                               | US Bank Credit Card Rebate  | 32.34                  |
| 60998 | Transit Department                                  | US Bank Credit Card Rebate  | 103.70                 |
| 60999 | Mastercard  | Nitrogen cartridge, AWS charge for GIS Server, Office supplies, Parts for Truck #12, Supplies, IT Pipes, New laptop-A. Baumgardner, Conference Expenses | 2,035.41               |
| 61001 | Vestis  | Rugs & laundry services   | 219.13                 |
|       | Flexible Spending Accounts                          | FSA Fees  | 14.00                  |
|       | HRA   | HRA Admin Fee   | 30.00                  |
|       | Verizon Charges                                     | Verizon Charges   | 567.72                 |
|       | WPS Utility Charges                                 | Gas & Electric  | 30,556.29              |
|       | Sewer Payroll                                       | Payroll   | 68,077.68              |
|       | Payroll Taxes                                       | Payroll Taxes   | 4,510.51               |
|       | Bank Fees   | Bank Fees   | 2,490.07               |
|       | <b>TOTAL OF EXPENSES LISTED</b>                     |   | <b>\$ 197,324.05</b>   |
|       | <b>BALANCE ON HAND FEBRUARY 28, 2026</b>            |   | <b>\$ 197,324.05</b>   |
|       |   | Balance on Hand   | \$ 9,385,187.00        |
|       |   | Plus uncleared checks   | \$ 12,509.92           |
|       |   | Less checks previously written clearing this month  | \$ (860,752.74)        |
|       | <b>Ending Cash Balance matching Bank Statements</b> |   | <b>\$ 8,536,944.18</b> |

**Less Restricted Balance** \$ 5,703,093.65  
 \$ 14,240,037.83

\*Additional restricted cash of \$250,000.00 is invested in CDs.  
 \*\* Lateral Replacement fund \$154,914.37

**REPORT TO THE APRIL 13, 2026**  
**MEETING OF THE BOARD OF WATER AND SEWERAGE COMMISSIONERS**  
**SEWAGE DEPARTMENT**

**FINANCES:**

Bank Balance as of March 1, 2026  
 Bank Deposits recorded in March 2026

|    |              |
|----|--------------|
| \$ | 8,536,944.18 |
| \$ | 564,970.21   |
| \$ | 9,101,914.39 |

**CHECKS ISSUED IN MARCH 2026:**

|       |  |  |              |
|-------|--|--|--------------|
| 61004 | Central States H & W Fund                        | Health Insurance Premiums  | 19,576.05    |
| 61006 | Donohue & Associates, Inc.                       | Engineering services - Lift Station Project  | 3,674.74     |
| 61010 | Spee Dee Delivery Service Inc.                   | Shipping charges   | 11.22        |
| 61013 | Aspirus Medical Group, Inc.                      | Wellness Program   | 139.00       |
| 61014 | Avineon, Inc.                                    | Managed Services 4/1/26-3/31/27  | 4,000.00     |
| 61016 | Cummins Sales & Service                          | Generator maintenance, Replace block heater  | 3,227.66     |
| 61017 | Employee Resource Center Inc                     | Monthly EAP  | 26.91        |
| 61019 | Johnson Controls Fire Protection LP              | WWTP Annual Alarm Monitoring   | 817.63       |
| 61022 | Springbrook Holding Company LLC                  | Utility bill template build  | 250.00       |
| 61024 | Strand Associates Inc                            | Professional Services 1/1-1/31/26 Michigan Avenue  | 8,300.00     |
| 61025 | Vestis   | Rugs & laundry services  | 219.13       |
| 61027 | Cummins Sales & Service                          | Generator Maintenance  | 2,317.07     |
| 61028 | Harter's Fox Valley Disposal                     | Dumpster services  | 737.60       |
| 61030 | Klafka Welding & Repair                          | Refund Check 041599-000, 1624 W Pearl St.  | 15.43        |
| 61031 | NCL of Wisconsin Inc                             | Lab supplies   | 526.48       |
| 61032 | WI State Laboratory of Hygiene                   | PFAS Testing   | 950.00       |
| 61037 | Michael or Brenda Haessig                        | Refund Check 041197-000, 1917 Water St.  | 48.61        |
| 61038 | Hawkins Inc                                      | Chemicals  | 588.00       |
| 61039 | Northern Management LLC                          | Refund-401 Michigan Ave #101C  | 80.76        |
| 61040 | Mastercard                                       | Batteries, Vinyl tubing, Operations Seminar-A. Clark, B. Edwards   | 174.40       |
| 61042 | Spee Dee Delivery Service Inc.                   | Shipping charges   | 37.18        |
| 61043 | Wimme Sand & Gravel, Inc.                        | Yard material  | 221.10       |
| 61045 | 3K Custom Apparel                                | Embroidery on winter jacket-M. Federwitz   | 9.00         |
| 61046 | Bond Trust Services Corp                         | 2022 Sewer Revenue Bond principal & interest Ref:341160;<br>Agent Fee 2019 Revenue Bond Ref: 103665-PA                               | 161,981.25   |
| 61047 | City Of Stevens Point                            | Retirement, insurance, fuel & phone  | 58,568.78    |
| 61048 | Securian Financial                               | MN Life Insurance Policy #002832L  | 17.20        |
| 61049 | Airgas USA, LLC                                  | Nitrogen, Annual inspection of bulk nitrogen tank  | 3,430.04     |
| 61051 | AT&T   | Phone charges  | 44.98        |
| 61052 | Baker Tilly Virchow Krause LLP                   | Rate Study   | 2,050.00     |
| 61053 | Boardman & Clark LLP                             | Professional Services for Hydro purchase   | 1,261.25     |
| 61055 | CT Laboratories                                  | Biosolids Analysis   | 699.00       |
| 61056 | Donohue & Associates, Inc.                       | Engineering Services - Lift Station Project  | 3,674.74     |
| 61058 | Grainger   | Hose   | 79.69        |
| 61060 | McMaster-Carr Supply Co                          | Supplies   | 99.06        |
| 61061 | Municipal Environmental Group-<br>Wastewater Div | 2026 Membership Dues   | 2,250.00     |
| 61063 | Reinders Inc                                     | Salt for sidewalks   | 39.07        |
| 61064 | USA Blue Book                                    | Stainless steal ball valve, check valve  | 304.72       |
| 61065 | Vestis   | Rugs & laundry services  | 332.92       |
| 61066 | Mastercard                                       | Flags for locates, replaced vandalized lock west side lift station, AWS charge for IT pipes, Conference expenses, Refund hotel taxes | 3,132.75     |
| 61071 | City Of Stevens Point                            | Workers Comp Premiums-Feb & March  | 2,193.20     |
| 61073 | Evoqua Water Technologies LLC                    | Primary Clarifier  | 2,909.66     |
| 61074 | Heartland Business Systems, LLC                  | Monthly Billing  | 354.63       |
| 61075 | Midwest Chemical & Equipment                     | Polymer  | 11,679.00    |
| 61078 | Spee Dee Delivery Service Inc.                   | Shipping charges   | 12.37        |
| 61079 | Strand Associates Inc                            | Professional Services 2/1/26 to 2/28/26 Michigan Avenue<br>Recon   | 4,533.33     |
| 61081 | Mastercard                                       | Employee training-lunch  | 141.90       |
| 61082 | Wood Street Rental LLC                           | Boom lift rental   | 690.15       |
| 61083 | Central States H & W Fund                        | Health Insurance Premiums  | 19,576.05    |
| 61084 | MacQueen Equipment                               | Parts for Colleciton Truck #30   | 885.15       |
| 61085 | Petty Cash                                       | Screen protector for cell phone  | 12.11        |
|       | Sewer Bond                                       | Payment  | 1,291,370.03 |
|       | Audit Entry                                      | Audit Entry  | 159,533.88   |
|       | Flexible Spending Accounts                       | FSA Fees   | 14.00        |
|       | HRA  | HRA Admin Fee  | 30.00        |

|                                       |   |                        |                        |
|---------------------------------------|---|------------------------|------------------------|
| Verizon Charges                       | Verizon Charges                                     | 511.13                 |                        |
| WPS Utility Charges                   | Gas & Electric                                      | 27,134.39              |                        |
| Sewer Payroll                         | Payroll   | 64,811.20              |                        |
| Payroll Taxes                         | Payroll Taxes                                       | 4,298.81               |                        |
| Bank Fees                             | Bank Fees   | 1,391.35               |                        |
| <b>TOTAL OF EXPENSES LISTED</b>       |   | <u>\$ 1,875,995.76</u> | \$ 1,875,995.76        |
| <b>BALANCE ON HAND MARCH 31, 2026</b> |   |                        | \$ 7,225,918.63        |
|                                       | Balance on Hand                                     |                        | \$ 7,225,918.63        |
|                                       | Plus uncleared checks                               |                        | \$ 27,363.46           |
|                                       | Less checks previously written clearing this month  |                        | \$ (12,406.22)         |
|                                       | <b>Ending Cash Balance matching Bank Statements</b> |                        | <u>\$ 7,240,875.87</u> |

|                                |                   |
|--------------------------------|-------------------|
| <b>Less Restricted Balance</b> | \$ (5,309,615.35) |
|                                | \$ 1,931,260.52   |

\*Additional restricted cash of \$250,000.00 is invested in CDs.

\*\* Lateral Replacement fund \$170,293.80

**REPORT TO THE MARCH 9, 2026  
MEETING OF THE BOARD OF WATER AND SEWERAGE COMMISSIONERS**

**STORM WATER DEPARTMENT**

**FINANCES:**

Bank balance as of February 1, 2026

Bank deposits recorded in February 2026

|    |              |
|----|--------------|
| \$ | 2,933,159.24 |
| \$ | 784,631.61   |
| \$ | 3,717,790.85 |

**CHECKS ISSUED FEBRUARY 2026:**

|       |   |   |                        |
|-------|---|---|------------------------|
| 60921 | City Of Stevens Point                               | Annual Street Sweeping, 2025 Wages & Benefits-Schanen/Eron        | 107,272.79             |
| 60928 | Aspirus Medical Group, Inc.                         | Wellness Program  | 34.00                  |
| 60929 | Baker Tilly Virchow Krause LLP                      | 2025 Audit  | 503.64                 |
| 60931 | City Of Stevens Point                               | 2025 Salt Usage   | 826.20                 |
| 60932 | Employee Resource Center Inc                        | Monthly EAP Fees  | 11.96                  |
| 60936 | H&S Protection Systems Inc                          | Annual Alarm Monitoring Utility Garage                            | 266.88                 |
| 60938 | NC WI Stormwater Coalition                          | 2026 Contribution for Cooperative Education                       | 2,500.00               |
| 60953 | Fred or Lori Hebblewhite                            | Refund Check 011717-000, 1417 Rogers St.-Storm Water              | 61.36                  |
| 60958 | City Of Stevens Point                               | Retirement, insurance, fuel & phone, 2025 IT Invoices & flu shots | 4,383.85               |
| 60962 | City Of Stevens Point                               | Workers Comp Premiums   | 885.53                 |
| 60971 | Securian Financial                                  | MN Life Insurance Policy #002832L                                 | 45.50                  |
| 60977 | Batteries Plus LLC                                  | Battery for Storm trailer   | 114.95                 |
| 60979 | County Materials Corp                               | Speedcrete  | 212.95                 |
| 60985 | Heartland Business Systems, LLC                     | Monthly Billing   | 354.63                 |
| 60999 | Mastercard  | AWS Charge for GIS Server, New laptop-A. Baumgardner              | 999.24                 |
|       | Flexible Spending Accounts                          | Fees  | 3.50                   |
|       | Bank Fees   | Bank Fees   | 2,490.05               |
|       | Verizon   | iPad & cell phone charges   | 495.28                 |
|       | Payroll   | Payroll   | 18,061.19              |
|       | IRS   | Payroll Taxes   | 1,993.89               |
|       | WPS   | Monthly Utility Charges   | 720.02                 |
|       | <b>TOTAL OF EXPENSES LISTED</b>                     |   | <b>\$ 142,237.41</b>   |
|       | <b>BALANCE ON HAND FEBRUARY 28, 2026</b>            |   | <b>\$ 3,575,553.44</b> |
|       |   | Balance on Hand   | <b>\$ 3,575,553.44</b> |
|       |   | Plus uncleared checks   | <b>\$ 1,681.77</b>     |
|       |   | Less checks previously written clearing this month                | <b>\$ (32,877.61)</b>  |
|       | <b>Ending Cash Balance matching Bank Statements</b> |   | <b>\$ 3,544,357.60</b> |

**REPORT TO THE APRIL 13, 2026  
MEETING OF THE BOARD OF WATER AND SEWERAGE COMMISSIONERS**

**STORM WATER DEPARTMENT**

**FINANCES:**

Bank balance as of March 1, 2026  
Bank deposits recorded in March 2026

|    |              |
|----|--------------|
| \$ | 3,544,357.60 |
| \$ | 125,216.50   |
| \$ | 3,669,574.10 |

**CHECKS ISSUED MARCH 2026:**

|       |                                       |  |                      |                        |
|-------|---------------------------------------|--|----------------------|------------------------|
| 61004 | Central States H & W Fund             | Health Insurance Premiums  | 9,313.20             |                        |
| 61008 | Jason Pliska                          | Jean allowance   | 161.38               |                        |
| 61013 | Aspirus Medical Group, Inc.           | Wellness Program   | 139.00               |                        |
| 61014 | Avineon, Inc.                         | Managed Services 4/1/26-3/31/27  | 4,000.00             |                        |
| 61017 | Employee Resource Center Inc          | Monthly EAP  | 11.96                |                        |
| 61022 | Springbrook Holding Company LLC       | Utility bill template build  | 250.00               |                        |
| 61024 | Strand Associates Inc                 | Professional Services 1/1-1/31/26 Michigan Avenue  | 8,300.00             |                        |
| 61037 | Michael or Brenda Haessig             | Refund Check 041197-000, 1917 Water St.  | 18.55                |                        |
| 61040 | Mastercard                            | DNR Renewal - J. Pliska, Office supplies for printer   | 329.57               |                        |
| 61043 | Wimme Sand & Gravel, Inc.             | Yard material  | 221.10               |                        |
| 61046 | Bond Trust Services Corp              | Agent Fee 2019 Revenue Bond Ref: 103664-PA   | 400.00               |                        |
| 61047 | City Of Stevens Point                 | Retirement, insurance, fuel & phone  | 9,225.58             |                        |
| 61048 | Securian Financial                    | MN Life Insurance Policy #002832L  | 12.48                |                        |
| 61054 | Bond Trust Services Corp              | 2019 Storm Rev Bonds Principal & Interest Payment Ref:<br>335110; 2021 Revenue Bonds Principal & Interest Ref:<br>340298; 2019 Storm Rev Bonds Principal & Interest Ref:<br>335110; 2021 Revenue Bonds Principal & Interest Payment<br>Ref: 340298 | 315,725.00           |                        |
| 61063 | Reinders Inc                          | Salt for sidewalks   | 39.06                |                        |
| 61066 | Mastercard                            | Flags for locates, AWS Charge for GIS Server   | 582.41               |                        |
| 61071 | City Of Stevens Point                 | Workers Comp Premiums-Feb & March  | 1,166.47             |                        |
| 61074 | Heartland Business Systems, LLC       | Monthly Billing  | 354.63               |                        |
| 61079 | Strand Associates Inc                 | Professional Services 2/1/26 to 2/28/26 Michigan Avenue<br>Recon   | 4,533.33             |                        |
| 61081 | Mastercard                            | Employee training-lunch  | 141.89               |                        |
| 61083 | Central States H & W Fund             | Health Insurance Premiums  | 9,313.20             |                        |
|       | Flexible Spending Account             | Fees   | 3.50                 |                        |
|       | Bank Fees                             | Bank Fees  | 1,391.35             |                        |
|       | Verizon                               | iPad & cell phone charges  | 436.55               |                        |
|       | Payroll                               | Payroll  | 21,988.36            |                        |
|       | IRS                                   | Payroll Taxes  | 2,010.92             |                        |
|       | WPS                                   | Monthly Utility Charges  | 510.36               |                        |
|       | <b>TOTAL OF EXPENSES LISTED</b>       |  | <b>\$ 390,579.85</b> | <b>\$ 390,579.85</b>   |
|       | <b>BALANCE ON HAND MARCH 31, 2026</b> |  |                      | <b>\$ 3,278,994.25</b> |
|       |                                       | Balance on Hand  |                      | \$ 3,278,994.25        |
|       |                                       | Plus uncleared checks  |                      | \$ 10,037.50           |
|       |                                       | Less checks previously written clearing this month   |                      | \$ (1,681.77)          |
|       |                                       | <b>Ending Cash Balance matching Bank Statements</b>  |                      | <b>\$ 3,287,349.98</b> |

**REPORT TO THE MARCH 9, 2026**  
**MEETING OF THE BOARD OF WATER AND SEWERAGE COMMISSIONERS**

**FIBER (COMMUNITY AREA NETWORK)**

**FINANCES:**

|   |               |
|---|---------------|
| Bank balance as of February 1, 2026     | \$ 398,934.95 |
| Bank deposits recorded in February 2026 | \$ 11,408.85  |
|   | \$ 410,343.80 |

**CHECKS ISSUED FEBRUARY 2026:**

|       |  |   |              |               |
|-------|--|---|--------------|---------------|
| 60921 | City Of Stevens Point                    | 2025 Wages & Benefits-Schanen/Eron                  | 12,424.26    |               |
| 60980 | Elexco                                   | News fiber chem/bio building                        | 11,265.00    |               |
| 60981 | Fastenal Company                         | Locate paint  | 126.72       |               |
|       | <b>TOTAL OF EXPENSES LISTED</b>          |   | \$ 23,815.98 | \$ 23,815.98  |
|       | <b>BALANCE ON HAND FEBRUARY 28, 2026</b> |   |              | \$ 386,527.82 |
|       |  | Balance on Hand                                     |              | \$ 386,527.82 |
|       |  | Plus checks written after the end of this month     |              | \$ -          |
|       |  | Plus uncleared checks                               |              | \$ 11,391.72  |
|       |  | Less checks previously written clearing this month  |              |               |
|       |  | <b>Ending Cash Balance matching Bank Statements</b> |              | \$ 397,919.54 |

**REPORT TO THE APRIL 13, 2026**  
**MEETING OF THE BOARD OF WATER AND SEWERAGE COMMISSIONERS**

**FIBER (COMMUNITY AREA NETWORK)**

**FINANCES:**

|                                      |               |
|--------------------------------------|---------------|
| Bank balance as of March 1, 2026     | \$ 397,919.54 |
| Bank deposits recorded in March 2026 | \$ 4,979.39   |
|                                      | \$ 402,898.93 |

**CHECKS ISSUED MARCH 2026:**

|       |   |  |           |                      |
|-------|---|--|-----------|----------------------|
| 61066 | Mastercard  | Flags for locates                                  | 151.05    |                      |
|       | <b>TOTAL OF EXPENSES LISTED</b>                     |  | \$ 151.05 | \$ 151.05            |
|       | <b>BALANCE ON HAND MARCH 31, 2026</b>               |  |           | \$ 402,747.88        |
|       |   | Balance on Hand                                    |           | \$ 402,747.88        |
|       |   | Plus checks written after the end of this month    |           | \$ -                 |
|       |   | Plus uncleared checks                              |           | \$ 151.05            |
|       |   | Less checks previously written clearing this month |           | \$ (11,391.72)       |
|       | <b>Ending Cash Balance matching Bank Statements</b> |  |           | <b>\$ 391,507.21</b> |

**STEVENS POINT, WISCONSIN  
WATERWORKS REPORT**

**FOR FEBRUARY 2026**

**CURRENT YEAR VS. PREVIOUS YEAR**

|                                   | 2025                | 2026                | INCREASE | DECREASE   | RECORD HIGH | DATE   |
|-----------------------------------|---------------------|---------------------|----------|------------|-------------|--|
| Total pumpage, gallons            | 174,855,000         | 158,028,000         |          | 16,827,000 | 223,803,000 | Feb-98   |
| Daily pumping average, in gallons | 6,224,000           | 5,643,860           |          | 580,140    |             |  |
| Peak pumpage, gallons, (date)     | 8,209,000<br>(25th) | 6,935,000<br>(26th) |          | 1,274,000  | 16,718,000  | 2/25/1998  |
| Low pumpage, gallons, (date)      | 4,163,000<br>(26th) | 4,915,000<br>(4th)  | 752,000  |            | 2,131,000   | 2/25/2013  |
| Power bill                        | \$19,599.97         | \$18,760.50         |          | \$839.47   |             | ◀Record low since 1995 when<br>the utility started providing water<br>to Stora Enso. |
| K.W.H's used                      | 212,290             | 190,932             |          | 21,358     |             |  |
| Gallons pumped per K.W.H.         | 824                 | 828                 |          |            |             |  |

**STEVENS POINT, WISCONSIN  
WATERWORKS REPORT**

**FOR MARCH 2026**

**CURRENT YEAR VS. PREVIOUS YEAR**

|                                   | <b>2025</b>         | <b>2026</b>                           | <b>INCREASE</b> | <b>DECREASE</b> | <b>RECORD HIGH</b> | <b>DATE</b> |  |
|-----------------------------------|---------------------|---------------------------------------|-----------------|-----------------|--------------------|-------------|--|
| Total pumpage, gallons            | 182,380,000         | 172,887,000                           |                 | 9,493,000       | 207,774,000        | Mar-05      |  |
| Daily pumping average, in gallons | 5,882,000           | 5,577,000                             |                 | 305,000         |                    |             |  |
| Peak pumpage, gallons, (date)     | 7,863,000<br>(3RD)  | 6,155,000<br>(5TH)                    |                 | 1,708,000       | 8,433,000          | 3/1/2005    |  |
| Low pumpage, gallons, (date)      | 4,398,000<br>(24TH) | 4,739,000<br>(15TH)                   | 341,000         |                 | 1,785,000          | 03/29/70    |  |
|                                   |                     |                                       |                 |                 | 3,436,000          | 3/15/1998   | <i>Previous record low.</i>  |
|                                   |                     |                                       |                 |                 | 2,239,000          | 3/25/2016   | <i>◀NEW-Record low since</i>   |
| Power bill                        | \$18,818.61         | <b>Not available<br/>at this time</b> |                 | \$18,818.61     |                    |             | <i>1995 when utility started<br/>providing water to<br/>Stora Enso</i> |
| K.W.H's used                      | 203,623             |                                       |                 | 203,623         |                    |             |  |
| Gallons pumped per K.W.H.         | 896                 |                                       |                 |                 |                    |             |  |

**STEVENS POINT WATER DEPARTMENT  
CONSUMPTION HISTORY**

*(Pumpage x 1,000)*

| <b>MONTH</b>          | <b>2026</b> | <b>2025</b>      | <b>2024</b>      | <b>2023</b>      | <b>2022</b>      | <b>2021</b>      | <b>2020</b>      | <b>2019</b>      | <b>2018</b>      | <b>2017</b>      |
|-----------------------|-------------|------------------|------------------|------------------|------------------|------------------|------------------|------------------|------------------|------------------|
| JANUARY               | 165,736     | 191,525          | 190,129          | 178,957          | 188,381          | 138,644          | 150,622          | 142,263          | 147,206          | 140,438          |
| FEBRUARY              | 158,028     | 174,855          | 200,341          | 173,997          | 173,503          | 135,391          | 131,127          | 135,573          | 132,869          | 123,311          |
| MARCH                 | 172,887     | 182,380          | 197,093          | 169,879          | 195,466          | 150,690          | 138,327          | 154,358          | 148,770          | 139,881          |
| APRIL                 |             | 176,085          | 194,614          | 167,050          | 171,871          | 146,563          | 127,470          | 135,713          | 133,238          | 142,367          |
| MAY                   |             | 215,675          | 207,278          | 208,084          | 211,721          | 174,529          | 149,292          | 154,346          | 168,410          | 141,687          |
| JUNE                  |             | 229,512          | 228,814          | 284,930          | 238,070          | 225,268          | 181,763          | 181,220          | 187,095          | 175,722          |
| JULY                  |             | 237,122          | 232,529          | 280,293          | 261,545          | 214,800          | 199,876          | 199,645          | 240,487          | 202,817          |
| AUGUST                |             | 226,475          | 241,404          | 275,018          | 251,597          | 206,429          | 231,447          | 210,777          | 225,280          | 179,208          |
| SEPTEMBER             |             | 220,162          | 219,734          | 239,167          | 227,586          | 181,626          | 174,925          | 169,779          | 181,556          | 157,626          |
| OCTOBER               |             | 186,924          | 189,354          | 177,717          | 206,986          | 188,859          | 170,759          | 143,805          | 148,186          | 151,878          |
| NOVEMBER              |             | 165,376          | 166,568          | 194,002          | 191,454          | 169,636          | 151,193          | 135,482          | 133,317          | 137,452          |
| DECEMBER              |             | 166,903          | 172,688          | 182,805          | 194,570          | 186,582          | 139,795          | 146,329          | 143,324          | 133,796          |
| <b>Grand Total/Yr</b> |             | <b>2,372,994</b> | <b>2,440,546</b> | <b>2,531,899</b> | <b>2,512,750</b> | <b>2,119,017</b> | <b>1,946,596</b> | <b>1,909,290</b> | <b>1,989,738</b> | <b>1,826,183</b> |

**STEVENS POINT WATER DEPARTMENT  
WELL 11 PUMPAGE HISTORY**

*(Pumpage x 1,000)*

| <b>MONTH</b>          | <b>2026</b>    | <b>2025</b>      | <b>2024</b>      | <b>2023</b>      | <b>2022</b>      | <b>2021</b>      | <b>2020</b>      | <b>2019</b>      | <b>2018</b>      | <b>2017</b>    |
|-----------------------|----------------|------------------|------------------|------------------|------------------|------------------|------------------|------------------|------------------|----------------|
| JANUARY               | 83,379         | 89,445           | 89,029           | 88,937           | 88,942           | 83,106           | 82,287           | 82,112           | 88,989           | 89,079         |
| FEBRUARY              | 80,525         | 79,592           | 83,297           | 79,725           | 80,355           | 80,293           | 83,129           | 80,253           | 80,441           | 80,474         |
| MARCH                 | 89,710         | 88,798           | 82,726           | 81,120           | 88,834           | 88,768           | 88,771           | 88,609           | 76,469           | 88,652         |
| APRIL                 |                | 85,446           | 86,122           | 84,933           | 84,742           | 86,110           | 86,022           | 84,640           | 86,223           | 76,187         |
| MAY                   |                | 89,075           | 88,543           | 88,563           | 88,861           | 88,978           | 88,891           | 88,880           | 88,968           | 66,836         |
| JUNE                  |                | 85,529           | 90,926           | 93,567           | 85,473           | 86,219           | 86,029           | 85,990           | 86,098           | 74,224         |
| JULY                  |                | 93,325           | 98,263           | 98,201           | 89,341           | 89,195           | 86,944           | 88,225           | 88,869           | 88,996         |
| AUGUST                |                | 88,295           | 98,269           | 98,201           | 89,417           | 88,490           | 88,902           | 88,811           | 88,978           | 88,973         |
| SEPTEMBER             |                | 86,386           | 78,157           | 88,166           | 86,525           | 86,109           | 86,044           | 85,974           | 86,010           | 86,157         |
| OCTOBER               |                | 87,789           | 85,933           | 88,652           | 89,828           | 86,373           | 88,916           | 88,841           | 87,366           | 89,120         |
| NOVEMBER              |                | 86,345           | 76,273           | 86,218           | 86,211           | 86,217           | 82,881           | 85,244           | 85,751           | 86,441         |
| DECEMBER              |                | 88,891           | 89,129           | 88,973           | 89,035           | 89,444           | 88,909           | 88,890           | 87,468           | 72,909         |
| <b>Grand Total/Yr</b> | <b>253,614</b> | <b>1,048,916</b> | <b>1,046,667</b> | <b>1,065,256</b> | <b>1,047,564</b> | <b>1,039,302</b> | <b>1,037,725</b> | <b>1,036,469</b> | <b>1,031,630</b> | <b>988,048</b> |

**City of Stevens Point  
Department of  
Public Utilities &  
Transportation**



**Joel C Lemke  
Director  
Phone: 715-345-5266  
jlemke@stevenspoint.com**

April 8, 2026

MEMO

RE: Purchase of manhole rehabilitation equipment

---

Commissioners,

In efforts to improve our manhole maintenance process, we have researched and gained experience with a manhole coring tool that we are proposing to purchase. This tool will help us respond to failed infrastructure, ensure higher finished product quality, and reduce maintenance costs while coordinating with other City streets projects.

This equipment is designed to work with the skid-steer machine we already own. The attachment is highly versatile, with the capability to core sanitary, storm, and water manholes, as well as water valve boxes.

We are respectfully requesting permission to purchase this "Mr. Manhole" manhole rehabilitation/maintenance equipment and accessories in amount not to exceed \$62,000 from Critex LLC.

Thank you for your consideration.

Best Regards,

A handwritten signature in black ink that reads "Joel Lemke". The signature is written in a cursive, flowing style.

Joel Lemke  
Director

**PROUDLY  
MANUFACTURED  
IN THE U.S.A.**



# Gold Series Six Shooter

**A revolutionary, time-tested product  
to remove and replace manholes**



**Uniquely designed to cut out  
manhole frames using a round  
cut instead of a square**

**Fast • Safe • Affordable**

**Mr. Manhole's Gold Series Six  
Shooter takes the work out of  
manhole repair.**

The Gold Series Six Shooter is the latest in manhole repair technology, with no other company in the world offering a similar tool. Uniquely designed to cut out manhole frames using a round cut instead of square, the Six Shooter makes manhole removal and repair smarter, faster, and safer for construction crews.

With the Mr. Manhole system, your crew can cut out manhole frames and the surrounding road in about 10 minutes and finish the job in an hour. In comparison, it takes one to three days to repair a single manhole using the conventional way.

**Specifically crafted for high-volume  
manhole repairs with increased power,  
speed, and durability**





**Six arms and cutting blades that easily cut through concrete and asphalt!**

## Why choose Mr. Manhole?

- 
**SAVE TIME**  
 Drastically reduce costly traffic control hours.
- 
**SAVE MONEY**  
 Reduce the amount of equipment required.
- 
**IMPROVE CREW MORALE**  
 Use the latest and most efficient equipment.
- 
**REPUTATION FOR EXCELLENCE**  
 Speed and quality of repairs will quickly be noticed.
- 
**PROVEN METHOD**  
 The world is taking notice of this new standard.



**This package is the State of the Art for repairing manholes. It includes everything you need to remove manholes quickly for rebuilding.**

- Gold Series Six Shooter
- Heavy Duty Auger Drive Model 40 2.5" Hex Drive
- Standard Speedplate
- Safety Bar
- Casting Lifter Bracket
- Extended Guide Shaft Gold Series 47"
- Debris Shield
- Quick Change Teeth Gun Kit
- Lifting Magnet
- Carbide Tooth and Roll Pin (Bag of 24)

Scan To Learn  
More About  
This Cutter.



[mrmanhole](#)



[mrmanhole](#)



[mrmanhole](#)



[mr.manholetool](#)



**TOLL FREE 833-242-2221**

# Final Effluent Discharge Data

February 2026

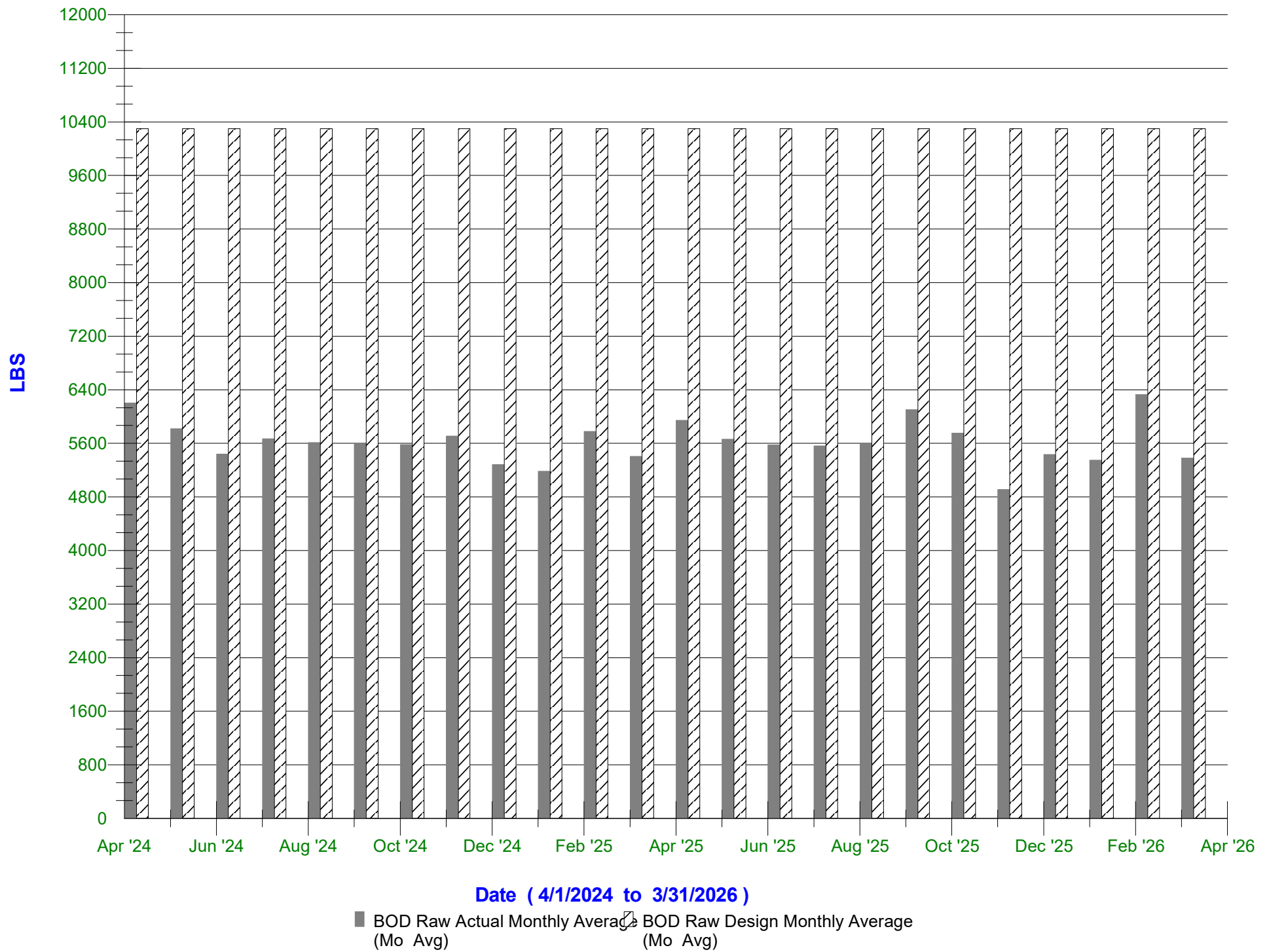
| Date       | Precip<br>INCHES | Sewage Flow |              | BOD         |                       |              |                          |                             | S.S.         |                |              |                         |                           | Phosphorus   |                |                        |                          | Fecal<br>Coliform<br>Final<br>#/100 ml | Effluent<br>Ammonia<br>mg/L |
|------------|------------------|-------------|--------------|-------------|-----------------------|--------------|--------------------------|-----------------------------|--------------|----------------|--------------|-------------------------|---------------------------|--------------|----------------|------------------------|--------------------------|--|-----------------------------|
|            |                  | Raw<br>MGD  | Final<br>MGD | Raw<br>MG/L | Final<br>CBOD<br>MG/L | %<br>Reduct. | Raw<br>Pounds<br>BOD/Day | Final<br>Pounds<br>CBOD/Day | Raw<br>(ppm) | Final<br>(ppm) | %<br>Reduct. | Raw<br>Pounds<br>SS/Day | Final<br>Pounds<br>SS/Day | Raw<br>(ppm) | Final<br>(ppm) | Raw<br>Pounds<br>P/Day | Final<br>Pounds<br>P/Day |  |                             |
| 02/01/2026 | 0.00             | 2.344       | 2.327        | 257         | 4.48                  | 98           | 5,024                    | 87                          | 268          | 4.21           | 98           | 5,239.12                | 82                        | 4.420        | 0.182          | 86                     | 4                        |  | 25                          |
| 02/02/2026 | 0.03             | 2.354       | 2.210        | 353         | 4.26                  | 99           | 6,930                    | 79                          | 392          | 3.41           | 99           | 7,695.89                | 63                        | 5.870        | 0.182          | 115                    | 3                        |  | 25                          |
| 02/03/2026 | 0.00             | 2.383       | 2.367        | 350         | 4.76                  | 99           | 6,956                    | 94                          | 308          | 3.44           | 99           | 6,121.26                | 68                        |              |                |                        |                          |  |                             |
| 02/04/2026 | 0.00             | 2.399       | 2.379        | 379         | 4.56                  | 99           | 7,583                    | 90                          | 320          | 4.21           | 99           | 6,402.45                | 84                        | 5.890        | 0.300          | 118                    | 6                        |  | 22                          |
| 02/05/2026 | 0.01             | 2.382       | 2.379        | 328         | 4.19                  | 99           | 6,516                    | 83                          | 320          | 4.24           | 99           | 6,357.08                | 84                        |              |                |                        |                          |  |                             |
| 02/06/2026 | 0.03             | 2.322       | 2.326        | 338         | 4.34                  | 99           | 6,546                    | 84                          | 332          | 4.40           | 99           | 6,429.34                | 85                        |              |                |                        |                          |  | 20                          |
| 02/07/2026 | 0.00             | 2.159       | 2.138        | 265         | 3.97                  | 99           | 4,772                    | 71                          | 324          | 3.23           | 99           | 5,833.96                | 58                        |              |                |                        |                          |  | 25                          |
| 02/08/2026 | 0.00             | 2.217       | 2.214        | 229         | 3.33                  | 99           | 4,234                    | 61                          | 192          | 4.50           | 98           | 3,550.04                | 83                        | 5.640        | 0.182          | 104                    | 3                        |  | 25                          |
| 02/09/2026 | 0.00             | 2.325       | 2.341        | 266         | 3.03                  | 99           | 5,158                    | 59                          | 284          | 3.40           | 99           | 5,506.90                | 66                        | 6.380        | 0.182          | 124                    | 4                        |  | 27                          |
| 02/10/2026 | 0.00             | 2.386       | 2.409        | 318         | 3.94                  | 99           | 6,328                    | 79                          | 480          | 3.30           | 99           | 9,551.64                | 66                        |              |                |                        |                          |  |                             |
| 02/11/2026 | 0.00             | 2.374       | 2.401        | 347         | 4.50                  | 99           | 6,870                    | 90                          | 348          | 3.40           | 99           | 6,890.11                | 68                        |              |                |                        |                          |  |                             |
| 02/12/2026 | 0.00             | 2.328       | 2.353        | 305         | 4.59                  | 98           | 5,922                    | 90                          | 360          | 2.11           | 99           | 6,989.59                | 41                        |              |                |                        |                          |  | 28                          |
| 02/13/2026 | 0.00             | 2.370       | 2.398        | 393         | 3.67                  | 99           | 7,768                    | 73                          | 320          | 3.60           | 99           | 6,325.06                | 72                        |              |                |                        |                          |  | 29                          |
| 02/14/2026 | 0.00             | 2.272       | 2.341        | 368         | 3.50                  | 99           | 6,973                    | 68                          | 536          | 2.90           | 99           | 10,156.39               | 57                        | 6.550        | 0.182          | 124                    | 4                        |  | 29                          |
| 02/15/2026 | 0.00             | 2.172       | 2.320        | 336         | 3.60                  | 99           | 6,086                    | 70                          | 280          | 2.55           | 99           | 5,072.05                | 49                        |              |                |                        |                          |  | 27                          |
| 02/16/2026 | 0.00             | 2.313       | 2.472        | 422         | 3.77                  | 99           | 8,141                    | 78                          | 328          | 2.50           | 99           | 6,327.26                | 52                        | 5.420        | 0.182          | 105                    | 4                        |  | 25                          |
| 02/17/2026 | 0.00             | 2.394       | 2.752        | 365         | 3.32                  | 99           | 7,288                    | 76                          | 500          | 2.98           | 99           | 9,982.98                | 68                        | 5.620        | 0.182          | 112                    | 4                        |  | 29                          |
| 02/18/2026 | 0.52             | 2.510       | 3.003        | 359         | 2.70                  | 99           | 7,515                    | 68                          | 468          | 2.50           | 99           | 9,796.83                | 63                        | 6.190        | 0.182          | 130                    | 5                        |  | 46                          |
| 02/19/2026 | 0.12             | 2.373       | 2.849        | 320         | 2.79                  | 99           | 6,333                    | 66                          | 380          | 2.45           | 99           | 7,520.51                | 58                        |              |                |                        |                          |  | 50                          |
| 02/20/2026 | 0.56             | 2.278       | 2.760        | 246         | 2.57                  | 99           | 4,674                    | 59                          | 188          | 1.73           | 99           | 3,571.72                | 40                        |              |                |                        |                          |  |                             |
| 02/21/2026 | 0.06             | 2.197       | 2.639        | 238         | 3.33                  | 99           | 4,361                    | 73                          | 176          | 2.90           | 98           | 3,224.84                | 64                        |              |                |                        |                          |  |                             |
| 02/22/2026 | 0.00             | 2.186       | 2.662        | 295         | 2.69                  | 99           | 5,378                    | 60                          | 276          | 3.56           | 99           | 5,031.82                | 79                        | 6.520        | 0.182          |                        |                          |  |                             |
| 02/23/2026 | 0.02             | 2.437       | 2.841        | 332         | 3.62                  | 99           | 6,748                    | 86                          | 320          | 4.12           | 99           | 6,503.87                | 98                        |              |                |                        |                          |  |                             |
| 02/24/2026 | 0.00             | 2.436       | 2.842        | 413         | 2.88                  | 99           | 8,391                    | 68                          | 352          | 3.60           | 99           | 7,151.32                | 85                        |              |                |                        |                          |  |                             |
| 02/25/2026 | 0.11             | 2.364       | 2.819        | 407         | 2.23                  |              | 8,014                    |                             | 392          | 4.12           | 99           | 7,728.58                |                           |              |                |                        |                          |  |                             |
| 02/26/2026 | 0.00             | 2.423       | 2.864        |             |                       |              |                          |                             |              |                | 100          |                         |                           | 4.530        | 0.182          |                        |                          |  |                             |
| 02/27/2026 | 0.00             | 2.352       | 2.842        |             |                       |              |                          |                             |              |                | 100          |                         |                           |              |                |                        |                          |  |                             |
| 02/28/2026 | 0.00             | 2.163       | 2.669        |             |                       |              |                          |                             |              |                | 100          |                         |                           | 4.700        | 0.182          |                        |                          |  |                             |
|            |                  |             |              |             |                       |              |                          |                             |              |                | 100          |                         |                           |              |                |                        |                          |  |                             |
|            |                  |             |              |             |                       |              |                          |                             |              |                | 100          |                         |                           |              |                |                        |                          |  |                             |
|            |                  |             |              |             |                       |              |                          |                             |              |                | 100          |                         |                           |              |                |                        |                          |  |                             |
|            |                  |             |              |             |                       |              |                          |                             |              |                | 100          |                         |                           |              |                |                        |                          |  |                             |
| Total      | 1.46             | 65.213      | 70.917       | 8,229       | 91                    | 2,372        | 160,508                  | 1,813                       | 8,444        | 83.36          | 3,073        | 64,960.60               | 1,633                     | 67.730       | 2.302          | 1,017.940              | 35.794                   |  | 432.750                     |
| Average    | 0.05             | 2.329       | 2.533        | 329         | 4                     | 99           | 6,420                    | 76                          | 338          | 3.33           | 99           | 6,598.42                | 68                        | 5.644        | 0.192          | 113.111                | 4.111                    |  | 28.800                      |
| Maximum    | 0.56             | 2.51        | 3.00         | 422.00      | 4.76                  | 99.30        | 8,390.61                 | 93.97                       | 536.00       | 4.50           | 100.00       | 10,156.39               | 97.62                     | 6.55         | 0.30           | 129.58                 | 5.95                     |  | 50.25                       |
| Minimum    | 0.00             | 2.16        | 2.14         | 229.00      | 2.23                  | 98.26        | 4,234.16                 | 59.16                       | 176.00       | 1.73           | 97.66        | 3,224.84                | 39.82                     | 4.42         | 0.18           | 86.41                  | 3.35                     |  | 20.40                       |

# Final Effluent Discharge Data

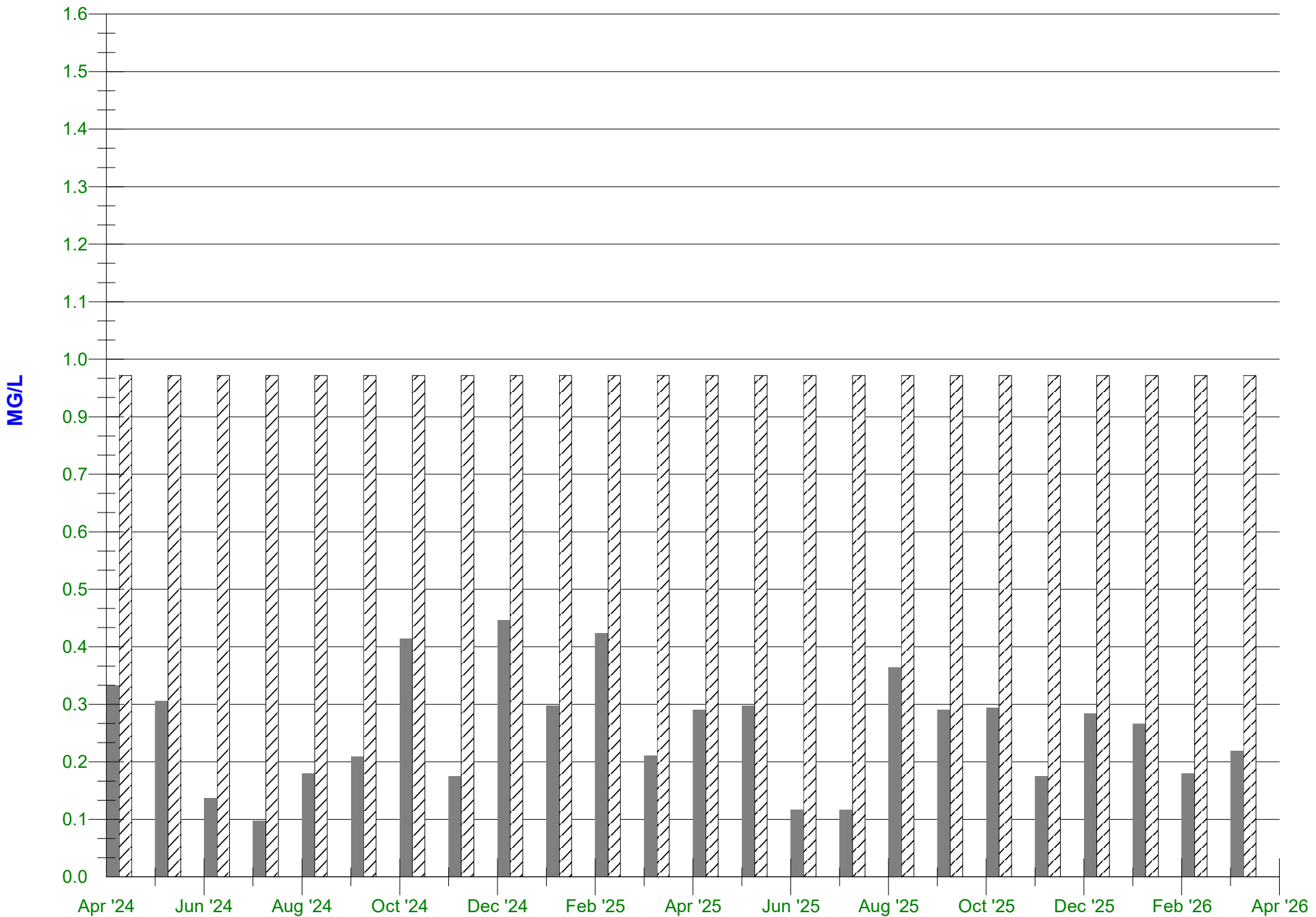
March 2026

| Date           | Precip<br>INCHES | Sewage Flow   |               | BOD           |              |              |                   |                    | S.S.          |               |              |                   |                  | Phosphorus    |              |                  |               | Fecal             | Effluent       |
|----------------|------------------|---------------|---------------|---------------|--------------|--------------|-------------------|--------------------|---------------|---------------|--------------|-------------------|------------------|---------------|--------------|------------------|---------------|-------------------|----------------|
|                |                  | Raw           | Final         | Raw           | Final        | %            | Raw               | Final              | Raw           | Final         | %            | Raw               | Final            | Raw           | Final        | Raw              | Final         | Coliform          | Ammonia        |
|                |                  | MGD           | MGD           | MG/L          | CBOD<br>MG/L | Reduct.      | Pounds<br>BOD/Day | Pounds<br>CBOD/Day | (ppm)         | (ppm)         | Reduct.      | Pounds<br>SS/Day  | Pounds<br>SS/Day | (ppm)         | (ppm)        | P/Day            | P/Day         | Final<br>#/100 ml | mg/L           |
| 3/1/2026       | 0.00             | 2.298         | 2.711         | 246           | 2.64         | 99           | 4,715             | 60                 | 260           | 5.03          | 98           | 4,982.98          | 114              |               |              |                  |               |                   |                |
| 3/2/2026       | 0.00             | 2.325         | 2.842         | 320           | 2.39         | 99           | 6,205             | 57                 | 288           | 4.61          | 98           | 5,584.46          | 109              |               |              |                  |               |                   |                |
| 3/3/2026       | 0.00             | 2.425         | 2.911         | 318           | 2.92         | 99           | 6,431             | 71                 | 264           | 4.80          | 98           | 5,339.27          | 117              |               |              |                  |               |                   | 38             |
| 3/4/2026       | 0.00             | 2.447         | 2.964         | 309           | 3.60         | 99           | 6,306             | 89                 | 220           | 5.40          | 98           | 4,489.76          | 133              | 4.640         | 0.450        | 95               | 11            |                   | 46             |
| 3/5/2026       | 0.00             | 2.444         | 3.001         | 302           | 2.84         | 99           | 6,156             | 71                 | 228           | 5.25          | 98           | 4,647.31          | 131              |               |              |                  |               |                   | 27             |
| 3/6/2026       | 0.00             | 2.370         | 2.684         | 251           | 2.93         | 99           | 4,961             | 66                 | 264           | 5.26          | 98           | 5,218.17          | 118              | 4.420         | 0.330        | 87               | 7             |                   | 31             |
| 3/7/2026       | 0.32             | 2.382         | 2.710         | 230           | 3.31         | 99           | 4,569             | 75                 | 232           | 4.61          | 98           | 4,608.88          | 104              | 4.550         | 0.330        | 90               | 7             |                   | 31             |
| 3/8/2026       | 0.00             | 2.556         | 2.904         | 216           | 3.62         | 98           | 4,604             | 88                 | 168           | 5.30          | 97           | 3,581.26          | 128              |               |              |                  |               |                   |                |
| 3/9/2026       | 0.00             | 2.731         | 3.090         | 257           | 4.06         | 98           | 5,854             | 105                | 432           | 6.60          | 98           | 9,839.47          | 170              | 4.460         | 0.182        | 102              | 5             |                   | 22             |
| 3/10/2026      | 0.00             | 2.686         | 3.072         | 330           | 5.00         | 98           | 7,392             | 128                | 260           | 6.50          | 98           | 5,824.32          | 167              |               |              |                  |               |                   | 20             |
| 3/11/2026      | 0.07             | 2.748         | 3.103         | 250           | 6.07         | 98           | 5,730             | 157                | 204           | 6.50          | 97           | 4,675.34          | 168              | 4.450         | 0.182        | 102              | 5             |                   | 21             |
| 3/12/2026      | 0.02             | 2.691         | 3.078         | 307           | 4.95         | 98           | 6,890             | 127                | 204           | 7.06          | 97           | 4,578.36          | 181              |               |              |                  |               |                   | 21             |
| 3/13/2026      | 0.42             | 2.565         | 2.971         | 230           | 4.03         | 98           | 4,920             | 100                | 244           | 6.80          | 97           | 5,219.67          | 168              | 4.300         | 0.230        | 92               | 6             |                   | 22             |
| 3/14/2026      | 0.00             | 2.286         | 2.652         | 299           | 6.34         | 98           | 5,701             | 140                | 196           | 3.40          | 98           | 3,736.79          | 75               |               |              |                  |               |                   |                |
| 3/15/2026      | 0.60             | 2.145         | 2.537         | 191           | 4.29         | 98           | 3,417             | 91                 | 116           | 4.54          | 96           | 2,075.16          | 96               | 3.620         | 0.190        | 65               | 4             |                   | 19             |
| 3/16/2026      | 1.57             | 2.132         | 2.481         | 202           | 2.84         | 99           | 3,592             | 59                 | 180           | 4.00          | 98           | 3,200.56          | 83               |               |              |                  |               |                   | 19             |
| 3/17/2026      | 0.00             | 2.240         | 2.607         | 321           | 2.93         | 99           | 5,997             | 64                 | 436           | 3.27          | 99           | 8,145.18          | 71               | 4.490         | 0.182        | 84               | 4             |                   | 19             |
| 3/18/2026      | 0.00             | 2.289         | 2.692         | 258           | 2.95         | 99           | 4,925             | 66                 | 204           | 3.76          | 98           | 3,894.41          | 84               |               |              |                  |               |                   | 19             |
| 3/19/2026      | 0.00             | 2.358         | 2.787         | 245           | 3.01         | 99           | 4,818             | 70                 | 252           | 4.16          | 98           | 4,955.76          | 97               | 4.020         | 0.182        | 79               | 4             |                   | 19             |
| 3/20/2026      | 0.00             | 2.605         | 3.073         | 200           | 3.25         | 98           | 4,345             | 83                 | 176           | 3.47          | 98           | 3,823.72          | 89               |               |              |                  |               |                   |                |
| 3/21/2026      | 0.00             | 2.720         | 3.232         | 171           | 3.29         | 98           | 3,879             | 89                 | 128           | 3.09          | 98           | 2,903.65          | 83               |               |              |                  |               |                   |                |
| 3/22/2026      | 0.00             | 2.917         | 3.478         | 166           | 2.45         | 99           | 4,038             | 71                 | 192           | 3.96          | 98           | 4,670.93          | 115              | 3.290         | 0.182        | 80               | 5             |                   |                |
| 3/23/2026      | 0.00             | 3.056         | 3.559         | 225           | 2.83         | 99           | 5,735             | 84                 | 312           | 3.43          | 99           | 7,951.96          | 102              |               |              |                  |               |                   |                |
| 3/24/2026      | 0.00             | 3.053         | 3.789         | 284           | 3.30         | 99           | 7,231             | 104                | 176           | 4.60          | 97           | 4,481.32          | 145              |               |              |                  |               |                   |                |
| 3/25/2026      | 0.00             | 3.058         | 3.850         | 248           | 6.78         | 97           | 6,325             | 218                | 168           | 4.60          | 97           | 4,284.62          | 148              | 4.790         | 0.182        | 122              | 6             |                   |                |
| 3/26/2026      | 0.06             | 2.976         | 3.788         | 241           | 3.27         | 99           | 5,982             | 103                | 184           | 4.20          | 98           | 4,566.85          | 133              | 4.330         | 0.182        | 107              | 6             |                   |                |
| 3/27/2026      | 0.00             | 2.959         | 3.769         | 284           | 2.96         | 99           | 7,009             | 93                 | 208           | 3.56          | 98           | 5,133.04          | 112              |               |              |                  |               |                   |                |
| 3/28/2026      | 0.00             | 2.802         | 3.588         | 177           | 2.38         | 99           | 4,136             | 71                 | 184           | 4.31          | 98           | 4,299.84          | 129              |               |              |                  |               |                   |                |
| 3/29/2026      | 0.00             | 2.785         | 3.520         | 201           | 2.30         | 99           | 4,669             | 68                 | 200           | 3.20          | 98           | 4,645.38          | 94               |               |              |                  |               |                   |                |
| 3/30/2026      | 0.00             | 2.782         | 3.493         | 200           | 2.64         | 99           | 4,640             | 77                 | 212           | 5.07          | 98           | 4,918.80          | 148              |               |              |                  |               |                   |                |
| 3/31/2026      | 0.00             | 2.777         | 3.502         | 248           | 2.46         | 99           | 5,744             | 72                 | 236           | 3.21          | 99           | 5,465.80          | 94               |               |              |                  |               |                   |                |
| <b>Total</b>   | <b>3.06</b>      | <b>80.608</b> | <b>96.438</b> | <b>7,727</b>  | <b>109</b>   | <b>3,056</b> | <b>166,915</b>    | <b>2,815</b>       | <b>7,028</b>  | <b>143.55</b> | <b>3,033</b> | <b>151,743.03</b> | <b>3,706</b>     | <b>51.360</b> | <b>2.804</b> | <b>1,105.371</b> | <b>70.149</b> |                   | <b>373.800</b> |
| <b>Average</b> | <b>0.10</b>      | <b>2.600</b>  | <b>3.111</b>  | <b>249</b>    | <b>4</b>     | <b>99</b>    | <b>5,384</b>      | <b>91</b>          | <b>227</b>    | <b>4.63</b>   | <b>98</b>    | <b>4,894.94</b>   | <b>120</b>       | <b>4.280</b>  | <b>0.234</b> | <b>92.083</b>    | <b>5.833</b>  |                   | <b>24.933</b>  |
| <b>Maximum</b> | <b>1.57</b>      | <b>3.06</b>   | <b>3.85</b>   | <b>330.00</b> | <b>6.78</b>  | <b>99.25</b> | <b>7,392.41</b>   | <b>217.70</b>      | <b>436.00</b> | <b>7.06</b>   | <b>99.25</b> | <b>9,839.47</b>   | <b>181.23</b>    | <b>4.79</b>   | <b>0.45</b>  | <b>122.16</b>    | <b>11.12</b>  |                   | <b>46.00</b>   |
| <b>Minimum</b> | <b>0.00</b>      | <b>2.13</b>   | <b>2.48</b>   | <b>166.00</b> | <b>2.30</b>  | <b>97.27</b> | <b>3,416.86</b>   | <b>56.65</b>       | <b>116.00</b> | <b>3.09</b>   | <b>96.09</b> | <b>2,075.16</b>   | <b>71.10</b>     | <b>3.29</b>   | <b>0.18</b>  | <b>64.76</b>     | <b>3.96</b>   |                   | <b>18.60</b>   |

# BOD Raw 2 Year History



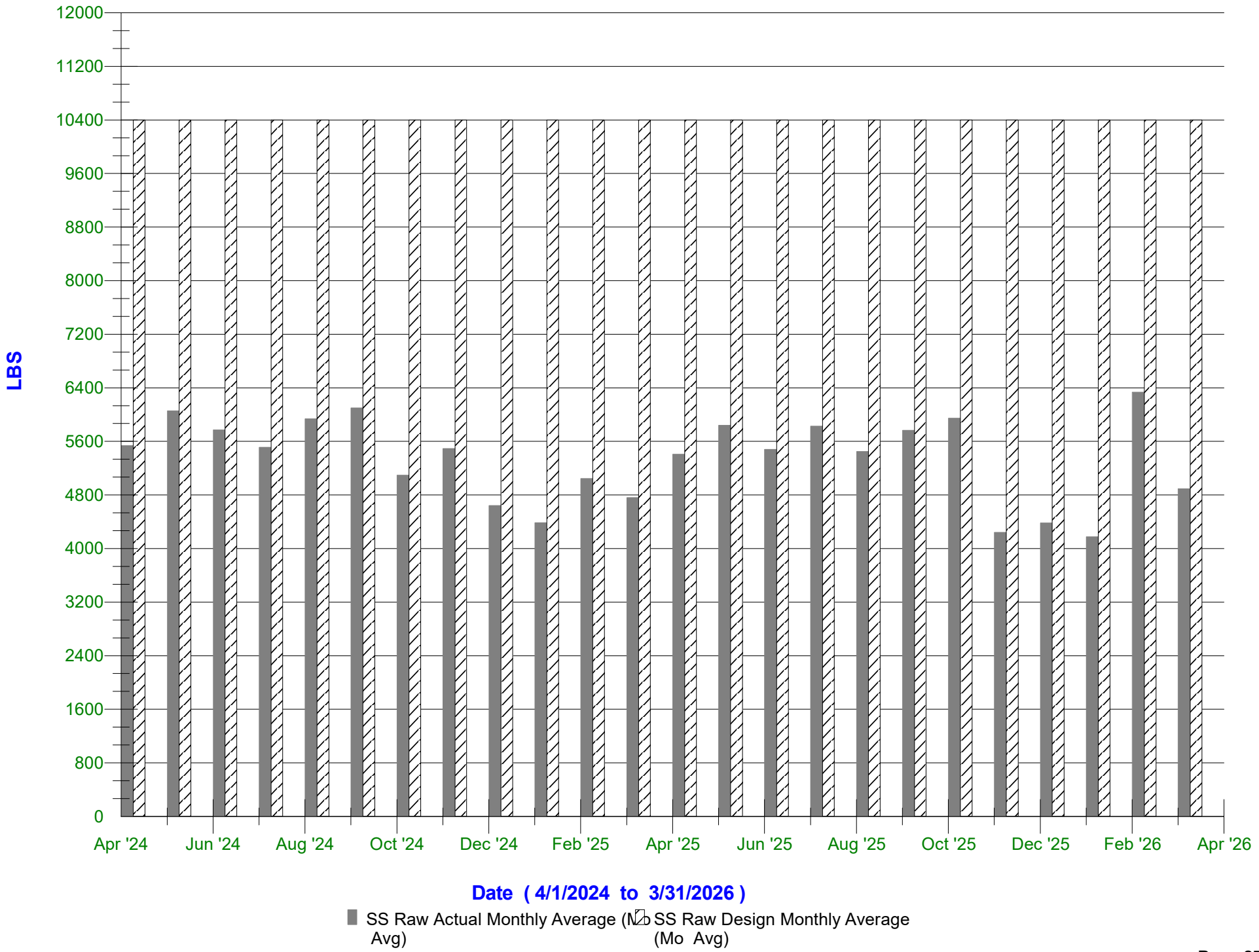
# Phosphorus mg/l 2 Year History



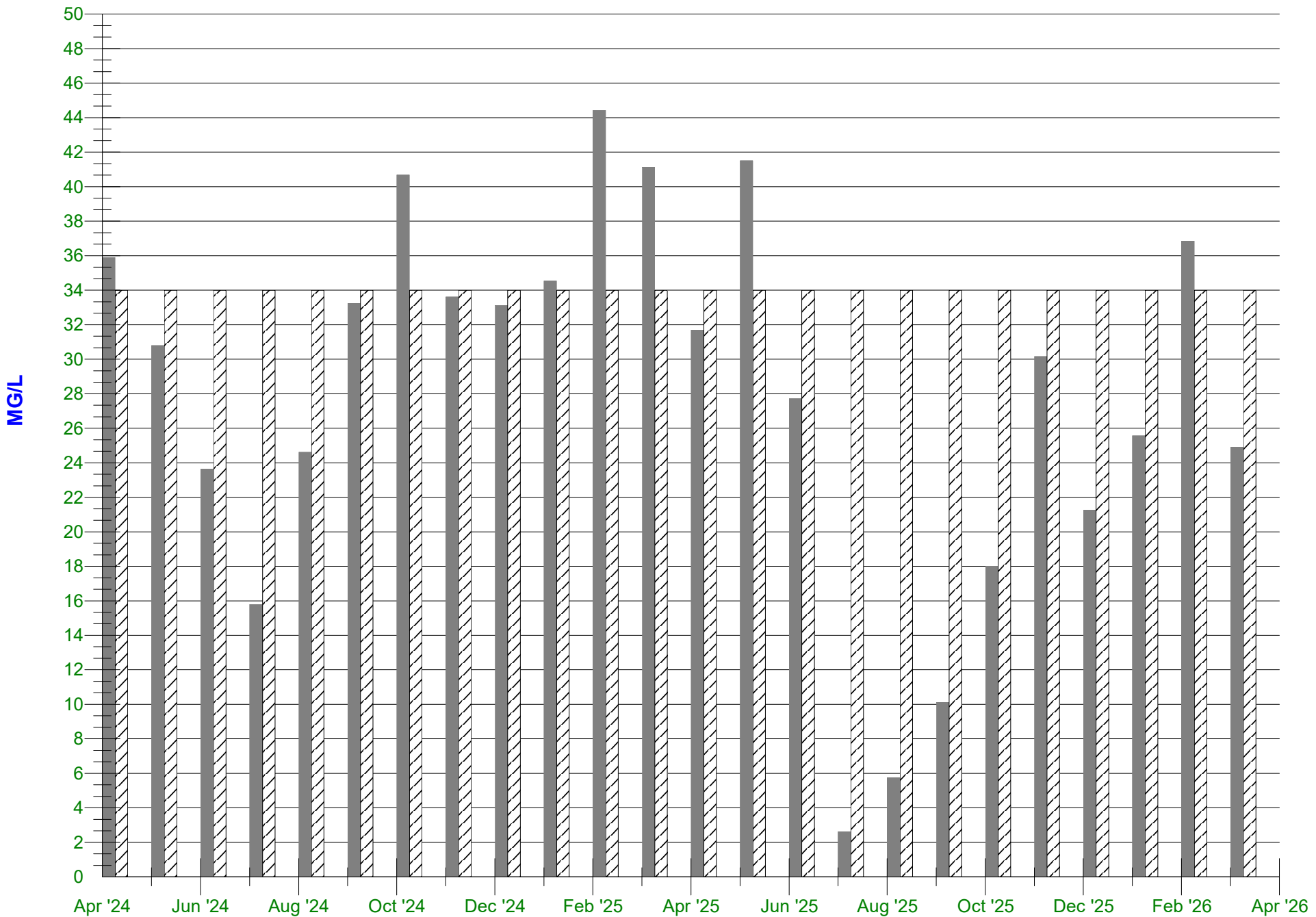
Date ( 4/1/2024 to 3/31/2026 )

Effluent Phosphorous Total (Mo Avg)
  Phosphorus Final Limit (Mo Avg)

# SS Raw 2 Year History



# Effluent Ammonia mg/l 2 Year History



Date ( 4/1/2024 to 3/31/2026 )

Effluent Ammonia (Mo Avg)
  Effluent Ammonia Limit (Mo Avg)

# Sewage Plant Monthly Average

| Month    | Temperature |           | Precip.<br>INCHES | Sewage Flow     |                 | Phosphorus   |       |                |     | BOD          |        |                 |          |           | Suspended Solids |        |                |          |           | Power<br>kW | Per Day<br>LBS BOD<br>Removed | Gas<br>Production<br>Per Day CUFT |
|----------|-------------|-----------|-------------------|-----------------|-----------------|--------------|-------|----------------|-----|--------------|--------|-----------------|----------|-----------|------------------|--------|----------------|----------|-----------|-------------|-------------------------------|-----------------------------------|
|          | Max<br>°F   | Min<br>°F |                   | Influent<br>MGD | Effluent<br>MGD | Raw Influent |       | Final Effluent |     | Raw Influent |        | Final CBOD Eff. |          | Reduction | Raw Influent     |        | Final Effluent |          | Reduction |             |                               |                                   |
|          |             |           |                   |                 |                 | MG/L         | LBS   | MG/L           | LBS | MG/L         | LBS    | MG/L            | LBS      | %         | MG/L             | LBS    | MG/L           | LBS      | %         |             |                               |                                   |
| Apr 2025 | 54          | 33        | 4.26              | 2.782           | 3.173           | 4.022        | 90    | 0.310          | 8   | 257          | 5,958  | 6.21            | 164.34   | 98        | 232              | 5,390  | 7.44           | 196.96   | 97        | 6,433       | 5,794                         |                                   |
| May 2025 | 67          | 44        | 2.15              | 2.553           | 2.925           | 4.437        | 93    | 0.317          | 8   | 266          | 5,655  | 2.83            | 69.04    | 99        | 276              | 5,868  | 4.03           | 98.37    | 98        | 7,548       | 5,586                         |                                   |
| Jun 2025 | 76          | 58        | 5.45              | 2.335           | 2.682           | 5.498        | 106   | 0.125          | 3   | 286          | 5,565  | 3.50            | 78.29    | 99        | 282              | 5,494  | 2.64           | 59.12    | 99        | 7,320       | 5,487                         |                                   |
| Jul 2025 | 83          | 62        | 4.07              | 2.349           | 2.556           | 5.056        | 100   | 0.124          | 3   | 283          | 5,536  | 3.40            | 72.50    | 99        | 296              | 5,806  | 3.61           | 76.88    | 99        | 6,277       | 5,464                         |                                   |
| Aug 2025 | 77          | 58        | 3.29              | 2.310           | 2.499           | 4.765        | 92    | 0.388          | 8   | 289          | 5,571  | 3.62            | 75.47    | 99        | 281              | 5,422  | 5.07           | 105.62   | 98        | 6,135       | 5,495                         |                                   |
| Sep 2025 | 74          | 52        | 1.93              | 2.318           | 2.591           | 5.830        | 113   | 0.310          | 7   | 314          | 6,073  | 5.31            | 114.66   | 98        | 297              | 5,736  | 5.76           | 124.51   | 98        | 6,853       | 5,958                         |                                   |
| Oct 2025 | 64          | 42        | 1.32              | 2.199           | 2.477           | 6.218        | 112   | 0.314          | 6   | 313          | 5,741  | 4.84            | 99.95    | 98        | 325              | 5,959  | 5.53           | 114.27   | 98        | 6,123       | 5,641                         |                                   |
| Nov 2025 | 44          | 25        | 0.86              | 2.086           | 2.271           | 5.288        | 92    | 0.187          | 3   | 281          | 4,897  | 3.92            | 74.23    | 99        | 243              | 4,233  | 4.57           | 86.59    | 98        | 5,200       | 4,822                         |                                   |
| Dec 2025 | 26          | 9         | 1.68              | 2.062           | 2.204           | 5.758        | 100   | 0.303          | 6   | 315          | 5,414  | 5.29            | 97.34    | 98        | 253              | 4,354  | 5.20           | 95.67    | 98        | 6,355       | 5,316                         |                                   |
| Jan 2026 | 20          | 3         | 1.98              | 2.222           | 2.359           | 4.704        | 86    | 0.284          | 5   | 288          | 5,332  | 4.42            | 86.95    | 98        | 224              | 4,149  | 5.97           | 117.50   | 97        | 6,323       | 5,245                         |                                   |
| Feb 2026 | 34          | 13        | 1.46              | 2.329           | 2.533           | 5.644        | 109   | 0.192          | 4   | 325          | 6,307  | 3.94            | 83.29    | 99        | 325              | 6,305  | 3.53           | 74.47    | 99        | 6,514       | 6,223                         |                                   |
| Mar 2026 | 45          | 25        | 3.06              | 2.600           | 3.111           | 4.280        | 92    | 0.234          | 6   | 249          | 5,405  | 3.50            | 90.92    | 99        | 227              | 4,916  | 4.63           | 120.14   | 98        | 6,110       | 5,315                         |                                   |
| Minimum  | 20          | 3         | 0.86              | 2.062           | 2.204           | 4.022        | 86    | 0.124          | 3   | 249          | 4,897  | 2.83            | 69.04    | 98        | 224              | 4,149  | 2.64           | 59.12    | 97        | 5,200       | 4,822                         |                                   |
| Maximum  | 83          | 62        | 5.45              | 2.782           | 3.173           | 6.218        | 113   | 0.388          | 8   | 325          | 6,307  | 6.21            | 164.34   | 99        | 325              | 6,305  | 7.44           | 196.96   | 99        | 7,548       | 6,223                         |                                   |
| Total    | 664         | 425       | 31.51             | 28.147          | 31.380          | 61.500       | 1,186 | 3.088          | 67  | 3,465        | 67,454 | 50.79           | 1,069.96 | 1,182     | 3,261            | 63,633 | 57.99          | 1,270.09 | 1,176     | 77,192      | 66,347                        |                                   |
| Average  | 55          | 35        | 2.63              | 2.345           | 2.615           | 5.125        | 99    | 0.257          | 6   | 289          | 5,621  | 4.23            | 92.25    | 99        | 272              | 5,303  | 4.83           | 105.84   | 98        | 6,433       | 5,529                         |                                   |

## **February Utility Construction and Maintenance Report**

### **1. Contracted Road/Utility Construction Progress:**

- Village of Park Ridge water main/road project, **complete**, punch list items remain
- Washington Ave. (Project 25-101) **complete**, punch list items remain
- Madison St./Monroe St. (Project 25-102) **complete**, punch list items remain
- Public Works re-paving Country Club Dr. **complete**, punch list items remain
- 2026 Public Works re-paving Green Ave. (Utility structure adjustments only)
- 2026 Public Works re-paving Hoover Ave. (Utility structure adjustments only)
- 2026 Michigan St. underpass reconstruct from Dixon St. to Patch St.
- 2026 Division St reconstruct from Northpoint Dr. to Briggs St.
- 2026 Church St. reconstruct from Heffron St. going south to City limits
- 2026 W. Scott St. reconstruct

### **2. Utility Maintenance Activities:**

- Televising, cut, jet, flush as normal (pending weather)
- Winter Operations
  - Snow Removal Duties
  - Fire Hydrant Checks
  - Inventory Counts
  - Equipment Maintenance
  - Building PM's

### **3. Future Construction and Maintenance Projects:**

- Patch St. & Michigan Ave. storm sewer upgrade
- Swale Heffron St.

### **4. Emergencies/Pager Calls:**

- (11) After hours pager calls in February
- 2" emergency water main break near 100 Sixth Ave.
- 10" emergency water main break on Whiting Ave.
- 6" emergency water main break on Meadow St.

### **5. Training:**

- CVMIC provided safety training: BBP, Fire Extinguisher, Hearing Conservation, PPE, Confined Space, Excavation, Work Zone Traffic Control, & Defensive Driving.
- (3) Employees scheduled for DNR water certification classes & exams in March

## **March Utility Construction and Maintenance Report**

### **1. Contracted Road/Utility Construction Progress:**

- Public Works re-paving Green Ave. (Utility structure adjustments only)-In Progress
  - Awarded to Stuczynski Excavating
- Church St. reconstruct from Heffron St. going south to City limits
  - Awarded to Chippewa Concrete
- 2026 Public Works re-paving Hoover Ave. (Utility structure adjustments only)
- 2026 Michigan St. underpass reconstruct from Dixon St. to Patch St.
- 2026 Division St reconstruct from Northpoint Dr. to Briggs St.
- 2026 W. Scott St. reconstruct

### **2. Utility Maintenance Activities:**

- Televising, cut, jet, flush as normal
- Patch St. & Michigan Ave. storm sewer upgrade, start mid-April
- Adjust sanitary, storm, and water manholes for Hoover Ave. re-surface
- Swale Heffron St. (RR tracks to Cannel Dr.), start end of May

### **3. Future Construction and Maintenance Projects:**

- 2027 - swale Heffron St. (RR tracks to Michigan Ave.)

### **4. Emergencies/Pager Calls:**

- (4) After hours pager calls in March
- 2” emergency water main break near 3115 Church St.

### **5. Training:**

- (3) Employees scheduled for DNR water certification classes & exams in March

# Submittal of Annual Reports and Other Compliance Documents for Municipal Separate Storm Sewer System (MS4) Permits

NOTE: Missing or incomplete fields are highlighted at the bottom of each page. You may save, close and return to your draft permit as often as necessary to complete your application. After 120 days your draft is **deleted**.

|  |  |  |  |  |  |  |  |
|--|--|--|--|--|--|--|--|
|  |  |  |  |  |  |  |  |
|--|--|--|--|--|--|--|--|

Form 3400-224(R8/2021)

## Reporting Information :

Will you be completing the Annual Report or other submittal type?  Annual Report  Other

**Project Name:** 2025 Annual Report

**County:** Portage

**Municipality:** Stevens Point, City

**Permit Number:** S050075

**Facility Number:** 31432

**Reporting Year:** 2025

Is this submittal also satisfying an Urban Nonpoint Source Grant funded deliverable?  Yes  No

## Required Attachments and Supplemental Information

Please complete the contents of each tab to submit your MS4 permit compliance document. The information included in this checklist is necessary for a complete submittal. A complete and detailed submittal will help us review about your MS4 permit document. To help us make a decision in the shortest amount of time possible, the following information must be submitted:

### Annual Report

- Review related web site and instructions for [Municipal storm water permit eReporting](#) [Exit Form]
- Complete all required fields on the annual report form and upload required attachments
- Attach the following other supporting documents as appropriate using the attachments tab above
  - Public Education and Outreach Annual Report Summary
  - Public Involvement and Participation Annual Report Summary
  - Illicit Discharge Detection and Elimination Annual Report Summary
  - Construction Site Pollution Control Annual Report Summary
  - Post-Construction Storm Water Management Annual Report Summary
  - Pollution Prevention Annual Report Summary
    - Leaf and Yard Waste Management
    - Municipal Facility (BMP) Inspection Report
    - Municipal Property SWPPP
    - Municipally Property Inspection Report
    - Winter Road Maintenance
  - Storm Sewer Map Annual Report Attachment
  - Storm Water Quality Management Annual Report Attachment

- TMDL Attachment
  - Storm Water Consortium/Group Report
  - Municipal Cooperation Attachment
  - Other Annual Report Attachment
- Attach the following permit compliance documents as appropriate using the attachments tab above
- Storm Water Management Program
    - Public Education and Outreach Program
    - Public Involvement and Participation Program
    - Illicit Discharge Detection and Elimination Program
    - Construction Site Pollutant Control Program
    - Post-Construction Storm Water Management Program
    - Pollution Prevention Program
      - Municipal Storm Water Management Facility (BMP) Inventory
      - Municipal Storm Water Management Facility (BMP) Inspection and Maintenance Plan
  - Total Maximum Daily Load documents *(\*If applicable, see permit for due dates.)*
    - TMDL Mapping\*
    - TMDL Modeling\*
    - TMDL Implementation Plan\*
    - Fecal Coliform Screening Parameter \*
    - Fecal Coliform Inventory and Map *(S050075-03 general permittees Appendix B B.5.2 – document due to the department by March 31, 2022)*
    - Fecal Coliform Source Elimination Plan *(S050075-03 general permittees Appendix B - document due to the department by October 31, 2023)*
- Sign and Submit form

**Municipal Contact Information- Complete**

**Notice:** Pursuant to s. NR 216.07(8), Wis. Adm. Code, an owner or operator of a Municipal Separate Storm Sewer System (MS4) is required to submit an annual report to the Department of Natural Resources (Department) by March 31 of each year to report on activities for the previous calendar year ("reporting year"). This form is being provided by the Department for the user's convenience for reporting on activities undertaken in each reporting year of the permit term. Personal information collected will be used for administrative purposes and may be provided to the extent required by Wisconsin's Open Records Law [ss. 19.31-19.39, Wis. Stats.].

**Note:** Compliance items must be submitted using the Attachments tab.

**Municipality Information**

**Name of Municipality:** Stevens Point, City

**Facility ID # or (FIN):** 31432

**Updated Information:**  Check to update mailing address information

**Mailing Address:** 300 Bliss Avenue

**Mailing Address 2:**

**City:** Stevens Point, City

**State:** WI

**Zip Code:** 54481      xxxxx or xxxxx-xxxx

**Primary Municipal Contact Person (Authorized Representative for MS4 Permit)**

The "Authorized Representative" or "Authorized Municipal Contact" includes the municipal official that was charged with compliance and oversight of the permit conditions, and has signature authority for submitting permit documents to the Department (i.e., Mayor, Municipal Administrator, Director of Public Works, City Engineer).

Select to **create new** primary contact

**First Name:** Eric

**Last Name:** Southworth

Select to **update** current contact information

**Title:** Superintendent

**Mailing Address:** 300 Bliss Avenue

**Mailing Address 2:**

**City:** Stevens Point

**State:** WI

**Zip Code:** 54481      xxxxx or xxxxx-xxxx

**Phone Number:** 715-342-4846      Ext:      xxx-xxx-xxxx

**Email:** esouthworth@stevenspoint.com

**Additional Contacts Information (Optional)**

I&E Program

Individual with responsibility for:  
(Check all that apply)

- IDDE Program
- IDDE Response Procedure Manual
- Municipal-wide Water Quality Plan
- Ordinances
- Pollution Prevention Program
- Post-Construction Program
- Winter roadway maintenance

First Name:

Last Name:

Title:

Mailing Address:

Mailing Address 2:

City:

State:

Zip Code:  xxxxx or xxxxx-xxxx

Phone Number:  Ext:  xxx-xxx-xxxx

Email:

### Municipal Billing Contact Person (Authorized Representative for MS4 Permit)

Select to **create new** Billing contact

First Name:

Last Name:

Select to **update** current contact information

Title:

Mailing Address:

Mailing Address 2:

City:

State:

Zip Code:  xxxxx or xxxxx-xxxx

Phone Number:  Ext:  xxx-xxx-xxxx

Email:

1. Does the municipality rely on another entity to satisfy some of the permit requirements?

Yes  No

Public Education and Outreach

Public Involvement and Participation

Illicit Discharge Detection and Elimination

- Construction Site Pollutant Control \_\_\_\_\_
- Post-Construction Storm Water Management \_\_\_\_\_
- Pollution Prevention

2. Has there been any changes to the municipality's participation in group efforts towards permit compliances (i.e., the municipality has added or dropped consortium membership)?

- Yes  No

### Missing Information

Note: For the minimum control measures, you must fill out all questions in sections 1 through 7.

**Minimum Control Measures- Section 1 : Complete**

**1. Public Education and Outreach**

- a. Does MS4 conduct any educational efforts or events independently (not with a group)  Yes  No
- b. How many total educational events were held during the reporting year:
- c. Were any of the public education and outreach delivery mechanisms conducted during the reporting year active or interactive?  Yes  No
- d. Please select all storm water topics, target audiences, and delivery mechanisms used in the reporting year

| Public Education and Outreach Delivery Mechanisms (Active and Passive)  |   |
|---|---|
| Active/Interactive Mechanisms   | Passive Mechanisms  |
| <input checked="" type="checkbox"/> Education activities (school presentations, summer camps)<br><input checked="" type="checkbox"/> Information booth at event<br><input checked="" type="checkbox"/> Targeted group training (contractors, consultants, etc.)<br><input checked="" type="checkbox"/> Government event (public hearing, council meeting)<br><input checked="" type="checkbox"/> Workshops<br><input checked="" type="checkbox"/> Tours<br><input type="checkbox"/> Other: <input type="text"/> | <input checked="" type="checkbox"/> Passive print media (brochures at front desk, posters, etc.)<br><input checked="" type="checkbox"/> Distribution of print media (mailings, newsletters, etc.) via mail or email.<br><input checked="" type="checkbox"/> Media offerings (radio and TV ads, press release, etc.)<br><input checked="" type="checkbox"/> Social media posts<br><input checked="" type="checkbox"/> Signage<br><input checked="" type="checkbox"/> Website<br><input type="checkbox"/> Other: <input type="text"/> |

| Topics Covered   | Target Audience  |
|--|--|
| <input checked="" type="checkbox"/> Illicit discharge detection and elimination<br><input checked="" type="checkbox"/> Household hazardous waste disposal/pet waste management/vehicle washing<br><input checked="" type="checkbox"/> Yard waste management/pesticide and fertilizer application<br><input type="checkbox"/> Stream and shoreline management<br><input checked="" type="checkbox"/> Residential infiltration<br><input checked="" type="checkbox"/> Construction sites and post-construction storm water management<br><input checked="" type="checkbox"/> Pollution prevention<br><input checked="" type="checkbox"/> Green infrastructure/low impact development<br><input type="checkbox"/> Other: <input type="text"/> | <input checked="" type="checkbox"/> General Public<br><input checked="" type="checkbox"/> Public Employees<br><input checked="" type="checkbox"/> Residents<br><input checked="" type="checkbox"/> Businesses<br><input checked="" type="checkbox"/> Contractors<br><input type="checkbox"/> Developers<br><input type="checkbox"/> Industries<br><input checked="" type="checkbox"/> Public Officials<br><input type="checkbox"/> Other: <input type="text"/> |

- e. Will additional information/summary of these education events be attached to the annual report?  Yes  No

If no, please provide additional comment in the brief explanation box below. *Limit response to 250 characters and/or attach supplemental information on the attachments page.*

Stormwater Coalition Annual Educational Report for 2025

## Missing Information

Do not close your work until you SAVE.

Note: For the minimum control measures, you must fill out all questions in sections 1 through 7

Form 3400-224 (R8/2021)

## Minimum Control Measures - Section 2 : Complete

### 2. Public Involvement and Participation

a. Permit Activities. Select all of the following topics the Permittee did to engage public participation and involvement.

| Topics Covered   | Target Audience   | Estimated People Reached (Optional) | Regional Effort (Optional)                                    |
|--|---|-------------------------------------|---|
| <input checked="" type="checkbox"/> MS4 Annual Report<br><input checked="" type="checkbox"/> Storm Water Management Program<br><input type="checkbox"/> Storm Water related ordinance<br><input type="checkbox"/> Other:<br><input type="text"/> | <input checked="" type="checkbox"/> General Public <input checked="" type="checkbox"/><br>Public Employees<br><input checked="" type="checkbox"/> Residents<br><input checked="" type="checkbox"/> Businesses<br><input checked="" type="checkbox"/> Contractors<br><input checked="" type="checkbox"/> Developers<br><input type="checkbox"/> Industries<br><input checked="" type="checkbox"/> Public Officials<br><input type="checkbox"/> Other | 101 +                               | <input type="radio"/> Yes <input checked="" type="radio"/> No |

b. Volunteer Activities. Select all of the following audiences targeted for volunteer involvement and participation related to storm water.

NA (Individual Permittee)

| Topics Covered        | Target Audience  | Estimated People Reached (Optional) | Regional Effort (Optional)                                    |
|-----------------------|--|-------------------------------------|---|
| Volunteer Opportunity | <input type="checkbox"/> General Public<br><input checked="" type="checkbox"/> Public Employees<br><input checked="" type="checkbox"/> Residents<br><input type="checkbox"/> Businesses<br><input type="checkbox"/> Contractors<br><input type="checkbox"/> Developers<br><input type="checkbox"/> Industries<br><input type="checkbox"/> Public Officials<br><input type="checkbox"/> Other | 11-50                               | <input type="radio"/> Yes <input checked="" type="radio"/> No |

c. Brief explanation on Public Involvement and Participation reporting. *Limit response to 250 characters and/or attach supplemental information on the attachments page.*

Installation of rain gardens at public schools, report attached.

## Missing Information

Do not close your work until you SAVE.

Note: For the minimum control measures, you must fill out all questions in sections 1 through 7

Form 3400-224 (R8/2021)

### Minimum Control Measures - Section 3 : Complete

#### 3. Illicit Discharge Detection and Elimination

- a. How many total outfalls does the municipality have?
- b. How many major outfalls does the municipality have?
- c. How many outfalls did the municipality evaluate as part of their routine ongoing field screening program?
- d. From the municipality's routine screening, how many were confirmed illicit discharges?
- e. How many illicit discharge complaints did the municipality receive?
- f. From the complaints received, how many were confirmed illicit discharges?
- g. How many of the identified illicit discharges did the municipality eliminate in the reporting year (from both routine screening and complaints)?

(If the sum of 3.c. and 3.e. does not equal 3.f., please explain below.)

- h. What types of regulatory mechanisms does the municipality have available to compel compliance with this program? Check all that are available and how many times each were used in the reporting year.

- Verbal Warning
- Written Warning (including email)
- Notice of Violation
- Civil Penalty/ Citation

Additional Information:

- i. Brief explanation on Illicit Discharge Detection and Elimination reporting. *If you marked Unsure for any questions above, justify the reasoning. Limit response to 250 characters and/or attach supplemental information on the attachments page.*

Construction related activities, new development sites, and home inspections

### Missing Information

Do not close your work until you SAVE.

Note: For the minimum control measures, you must fill out all questions in sections 1 through 7

Form 3400-224 (R8/2021)

### Minimum Control Measures - Section 4 : Complete

#### 4. Construction Site Pollutant Control

- a. How many total construction sites with one acre or more of land disturbing construction activity were active at any point in the reporting year?
- b. How many construction sites with one acre or more of land disturbing construction activity did the municipality issue permits for in the reporting year?
- c. How many erosion control inspections did the municipality complete in the reporting year (at sites with one acre or more of land disturbing construction activity)?

- d. What types of regulatory mechanisms does the municipality have available to compel compliance with this program? Check all that are available and how many times each were used in the reporting year.

- Verbal Warning
- Written Warning (including email)
- Notice of Violation
- Civil Penalty/ Citation
- Stop Work Order
- Forfeiture of Deposit
- Other - Describe below

- e. Brief explanation on Construction Site Pollutant Control reporting . *If you marked Unsure for any questions above, justify the reasoning. Limit response to 250 characters and/or attach supplemental information on the attachments page.*

#### Missing Information

Do not close your work until you **SAVE**.

Note: For the minimum control measures, you must fill out all questions in sections 1 through 7

Form 3400-224 (R8/2021)

#### Minimum Control Measures - Section 5 : Complete

#### 5. Post-Construction Storm Water Management

- a. How many new structural storm water management Best Management Practice (BMP) have received local approval ?   
\*Engineered and constructed systems that are designed to provide storm water quality control such as wet detention ponds, constructed wetlands, infiltration basins, grassed swales, permeable pavement,
- b. Does the MS4 have procedures for inspecting and maintaining private storm water facilities?  Yes  No
- c. If Yes, how many privately owned storm water management facilities were

inspected in the reporting year ? Inspections completed by private landowners should be included in the reported number.

8

d. Does the municipality utilize privately owned storm water management BMP in its pollutant reduction analysis?  Yes  No

e. Does MS4 have maintenance authority on these privately owned BMPs?  Yes  No

f. What types of enforcement actions does the municipality have available to compel compliance with the regulatory mechanism? Check all that apply and enter the number of each used in the reporting year.

- Verbal Warning
- Written Warning (including email)
- Notice of Violation
- Civil Penalty/ Citation
- Forfeiture of Deposit
- Complete Maintenance
- Bill Responsible Party
- Other - Describe below

g. Brief explanation on Post-Construction Storm Water Management reporting . *If marked 'Unsure' on any questions above, justify your reasoning. Limit your response to 250 characters and/or attach supplemental information on the attachments page.*

### Missing Information

**Do not close** your work until you **SAVE**.

**Note:** For the minimum control measures, you must fill out all questions in sections 1 through 7

Form 3400-224 (R8/2021)

## Minimum Control Measures - Section 6 : Complete

### 6. Pollution Prevention

Storm Water Management Best Management Practice Inspections  Not Applicable

a. Enter the total number of "municipally owned" (i.e., publicly owned BMPs) or operated (i. e., privately owned BMPs) structural storm water management best management practices.

b. How many new municipally owned storm water management best management practices were installed in the reporting year ?

- c. How many municipally owned (public) storm water management best management practices were inspected in the reporting year? 16
- d. What elements are looked at during inspections (250 character limit)?  
Condition, silting, vegetation, safety
- e. How many of these facilities required maintenance? 7
- f. Brief explanation on Storm Water Management Best Management Practice inspection reporting. *If you marked Unsure for any questions above, justify the reasoning. Limit response to 250 characters and/or attach supplemental information on the attachments page.*

**Public Works Yards & Other Municipally Owned Properties that require a stormwater pollution prevention plan (SWPPP)\*  Not Applicable**

- g. How many municipal properties require a SWPPP? 8
- h. How many inspections of municipal properties have been conducted in the reporting year? 8
- i. Have amendments to the SWPPPs been made?  
 Yes  No
- j. If yes, describe what changes have been made. Limit response to 250 characters and/or attach supplemental information on the attachment page:  
Updated maps, contact info, and redistributed to staff for training and material/chemical storage updates
- k. Brief explanation on Storm Water Pollution Prevention Plan reporting. *If you marked Unsure for any questions above, justify the reasoning. Limit response to 250 characters and/or attach supplemental information on the attachments page.*  
Staff does routine inspections and talks with responsible departments. We now have a documentation process on these inspections we are using in 2026.

\* Any municipally owned property that has the potential to generate stormwater pollution should have a SWPPP. For example, if a municipal property stores compost piles, material storage, yard wastes, etc., outside and can contaminate stormwater runoff—a SWPPP is required.

**Collection Services - Street Sweeping Program  Not Applicable**

- l. Did the municipality conduct street sweeping during the reporting year?  
 Yes  No
- m. If known, how many tons of material was removed? 2100
- n. Does the municipality have a [low hazard exemption](#) for this material?  Yes  No
- o. If street sweeping is identified as a storm water best management practice in the pollutant loading analysis, was street cleaning completed at the assumed frequency?  
 Yes - Explain frequency At least twice annually and three times downtown.  
 No - Explain \_\_\_\_\_  
 Not Applicable

Collection Services - *Catch Basin Sump Cleaning Program*  Not Applicable

- p. Did the municipality conduct catch basin sump cleaning during the reporting year?  Yes  No
- q. How many catch basin sumps were cleaned in the reporting year?
- r. If known, how many tons of material was collected?
- s. Does the municipality have a low hazard exemption for this material?  Yes  No
- t. If catch basin sump cleaning is identified as a storm water best management practice in the pollutant loading analysis, was cleaning completed at the assumed frequency?  
 Yes- Explain frequency \_\_\_\_\_  
 No - Explain \_\_\_\_\_  
 Not Applicable

Collection Services - *Leaf Collection Program*  Not Applicable

Winter Road Management  Not Applicable

\*Note: We are requesting information that goes beyond the reporting year, answer the best you can.

- aa. How many lane-miles of roadway is the municipality responsible for doing snow and ice control? (*One mile of a two-way road equals two lane miles.*)
- ab. Provide amount of de-icing products used by month last winter season?  
Solids (tons) (ex. sand, or salt-sand)

| Product       | Oct                            | Nov                              | Dec                               | Jan                              | Feb                              | Mar                              |
|---------------|--------------------------------|----------------------------------|-----------------------------------|----------------------------------|----------------------------------|----------------------------------|
| Salt          | <input type="text" value="0"/> | <input type="text" value="50"/>  | <input type="text" value="1100"/> | <input type="text" value="700"/> | <input type="text" value="200"/> | <input type="text" value="50"/>  |
| Salt/sand mix | <input type="text" value="0"/> | <input type="text" value="250"/> | <input type="text" value="150"/>  | <input type="text" value="350"/> | <input type="text" value="550"/> | <input type="text" value="200"/> |

Liquids (gallons) (ex. brine)

|       | Oct                            | Nov                               | Dec                               | Jan                               | Feb                               | Mar                               |
|-------|--------------------------------|-----------------------------------|-----------------------------------|-----------------------------------|-----------------------------------|-----------------------------------|
| Brine | <input type="text" value="0"/> | <input type="text" value="8000"/> | <input type="text" value="7000"/> | <input type="text" value="7000"/> | <input type="text" value="3500"/> | <input type="text" value="3500"/> |

- ac. Was salt applying machinery calibrated in the reporting year?  Yes  No
- ad. Have municipal personnel attended salt reduction strategy training in the reporting year?  Yes  No

| Training Date        | Training Name        | # Attendance         |
|----------------------|----------------------|----------------------|
| <input type="text"/> | <input type="text"/> | <input type="text"/> |

- ae. Brief explanation on Winter Road Management reporting. *If you marked Unsure for any questions above, justify the reasoning. Limit response to 250 characters and/or attach supplemental information on the attachments page*

Internal (Staff) Education & Communication

- af. Has the municipality provided an opportunity for internal training  Yes  No

or education to staff implementing the municipality's procedures for each of the pollution prevention program element ?

If yes, describe what training was provided (250 character limit):

Educational opportunities available through APWA, PPP, Saltwise, depending on the year different numbers of staff may be trained.

- ag. Describe how the municipality has kept the following local officials and municipal staff aware of the municipal storm water discharge permit programs, procedures and pollution prevention program requirements.

Elected Officials

Monthly meetings

Municipal Officials

Staff meetings, monthly commission meetings, trainings

Appropriate Staff ( such as operators, Department heads, and those that interact with public)

Weekly meetings with staff, conferences, trainings, as needed.

- ah. Brief explanation on Internal Education reporting. *If you marked Unsure for any questions above, justify the reasoning. Limit response to 250 characters and/or attach supplemental information on the attachments page.*

## Missing Information

**Do not close** your work until you **SAVE**.

**Note:** For the minimum control measures, you must fill out all questions in sections 1 through 7

Form 3400-224 (R8/2021)

## Minimum Control Measures - Section 7 : Complete

### 7. Storm Sewer System Map

- a. Did the municipality update their storm sewer map this year?

Yes  No

If yes, check the areas the map items that got updated or changed:

Storm water treatment facilities

Storm pipes

Vegetated swales

Outfalls

Other - Describe below

- b. Brief explanation on Storm Sewer System Map reporting. *If you marked Unsure for an question for any questions above, justify the reasoning. Limit response to 250 characters and/or attach supplemental information on the attachments page.*



## Missing Information

Do not close your work until you SAVE.

Form 3400-224 (R8/2021)

## Final Evaluation - Complete

### Fiscal Analysis

Complete the fiscal analysis table provided below. For municipalities that do not break out funding into permit program elements, please enter the monetary amount to your best estimate of what funding may be going towards these programs.

| Annual Expenditure Reporting Year | Budget Reporting Year | Budget Upcoming Year | Source of Funds |
|-----------------------------------|-----------------------|----------------------|-----------------|
|-----------------------------------|-----------------------|----------------------|-----------------|

**Element:** Public Education and Outreach

|      |      |      |                            |
|------|------|------|----------------------------|
| 9300 | 9300 | 9300 | <u>Storm water utility</u> |
|------|------|------|----------------------------|

**Element:** Public Involvement and Participation

|      |      |      |                            |
|------|------|------|----------------------------|
| 2900 | 2900 | 2900 | <u>Storm water utility</u> |
|------|------|------|----------------------------|

**Element:** Illicit Discharge Detection and Elimination

|      |      |      |                            |
|------|------|------|----------------------------|
| 1800 | 1800 | 1800 | <u>Storm water utility</u> |
|------|------|------|----------------------------|

**Element:** Construction Site Pollutant Control

|      |      |      |                            |
|------|------|------|----------------------------|
| 4200 | 4200 | 4200 | <u>Storm water utility</u> |
|------|------|------|----------------------------|

**Element:** Post-Construction Storm Water Management

|      |      |      |                            |
|------|------|------|----------------------------|
| 2900 | 2900 | 2900 | <u>Storm water utility</u> |
|------|------|------|----------------------------|

**Element:** Pollution Prevention

|      |      |      |                            |
|------|------|------|----------------------------|
| 3200 | 3200 | 3200 | <u>Storm water utility</u> |
|------|------|------|----------------------------|

**Other (describe)**

|                        |  |  |  |
|------------------------|--|--|--|
| Utility Reconstruction |  |  |  |
|------------------------|--|--|--|

|           |           |         |                            |
|-----------|-----------|---------|----------------------------|
| 2,660,848 | 2,660,848 | 500,000 | <u>Storm water utility</u> |
|-----------|-----------|---------|----------------------------|

Please provide a justification for a "0" entered in the Fiscal Analysis. *Limit response to 250 characters.*

### Water Quality

a: Were there any known water quality improvements in the receiving waters to which the

municipality's storm sewer system directly discharges to?

Yes  No  Unsure      If Yes, explain below:

**b:** Were there any known water quality degradation in the receiving waters to which the municipality's storm sewer system directly discharges to?

Yes  No  Unsure      If Yes, explain below:

**c:** Have any of the receiving waters that the municipality discharges to been added to the impaired waters list during the reporting year?

Yes  No  Unsure

**d:** Has the municipality evaluated their storm water practices to reduce the pollutants of concern?

Yes  No  Unsure

### Storm Water Quality Management

**a.** Has the municipality completed or updated modeling in the reporting year (relating to developed urban area performance standards of s. NR 151.13(2)(b)1., Wis. Adm. Code)?  Yes  No

**b.** If yes, enter percent reduction in the annual average mass discharging from the entire MS4 to surface waters of the state as compared to implementing no storm water management controls:

Total suspended solids (TSS)

Total phosphorus (TP)

### Additional Information

Based on the municipality's storm water program evaluation, describe any proposed changes to the municipality's storm water program. *If your response exceeds the 250 character limit, attach supplemental information on the attachments page.*

Do not close your work until you SAVE.

|  |  |  |  |  |  |  |
|--|--|--|--|--|--|--|
|  |  |  |  |  |  |  |
|--|--|--|--|--|--|--|

Form 3400-224 (R8/2021)

**Requests for Assistance on Understanding Permit Programs**

Would the municipality like the Department to contact them about providing more information on understanding any of the Municipal Separate Storm Sewer Permit programs?

Please select all that apply:

- Public Education and Outreach
- Public Involvement and Participation
- Illicit Discharge Detection and Elimination
- Construction Site Pollutant Control
- Post-Construction Storm Water Management
- Pollution Prevention
- Storm Water Quality Management
- Storm Sewer System Map
- Water Quality Concerns
- Compliance Schedule Items Due
- MS4 Program Evaluation

Do not close your work until you **SAVE**.

Form 3400-224(R8/2021)

## Required Attachments and Supplemental Information

Any other MS4 program information for inclusion in the Annual Report may be attached on here. Use the Add Additional Attachments to add multiple documents.

Upload Required Attachments (15 MB per file limit) - [Help reduce file size and trouble shoot file uploads](#)

**\*Required Item**

**Note:** To replace an existing file, use the 'Click here to attach file ' link or press the to delete an item.

### Municipal Facility SWPPP

 File Attachment

[Public Utilities Garage & WWTP SWPPP.zip](#)

### Storm Sewer System Map

 File Attachment

[2025 MS4 Stormwater Map.pdf](#)

### Attach - Other Supporting Documents

AR EO

 File Attachment

[1 - 2025 NCWSC Annual Report--Public Education and Outreach.docx](#)

(To remove items, use your cursor to hover over the attachment section. When the drop down arrow appears, select remove item)

### Attach - Permit Compliance Documents

(To remove items, use your cursor to hover over the attachment section. When the drop down arrow appears, select remove item)

### Missing Information

**Draft and Share PDF Report with the permittee's governing body or delegated representatives.**

Press the button below to create a PDF. The PDF will be sent to the email address associated with the WAMS ID that is signed in. After the annual report has been reviewed by the governing body or delegated representative, return to the MS4 eReporting System to submit the final report to the DNR.

[Draft and Share PDF Report](#)



## Sign and Submit Your Application

### Steps to Complete the signature process

1. Read and Accept the Terms and Conditions
2. Press the Submit and Send to the DNR button

**NOTE:** For security purposes all email correspondence will be sent to the address you used when registering your WAMS ID. This may be a different email than that provided in the application. For information on your WAMS account click [HERE](#).

### Terms and Conditions

**Certification:** I hereby certify that I am an authorized representative of the municipality covered under Stevens Point, City MS4 Permit for which this annual report or other compliance document is being submitted, and that the information contained in this submittal and all attachments were gathered and prepared under my direction or supervision. Based on my inquiry of the person or persons under my direction or supervision involved in the preparation of this document, to the best of my knowledge, the information is true, accurate, and complete. I further certify that the municipality's governing body or delegated representatives have reviewed or been apprised of the contents of this annual report. I understand that Wisconsin law provides severe penalties for submitting false information.

Signee (must check current role prior to accepting terms and conditions)

- Authorized municipal contact using WAMS ID.
- Delegation of Signature Authority ( Form 3400-220 ) for agent signing on the behalf of the authorized municipal contact.
- Agent seeking to share this item with authorized municipal contact (authorized municipal contact must get WAMS id and complete signature).

**Name:**

**Title:**

Authorized Signature.

- I accept the above terms and conditions.

After providing the final authorized signature, the system will send an email to the authorized party and any agents. This email will include a copy to the final read only version of this application.